




VALVES 2227-2228



Wall or ceiling mounted pressure relief valve for cold rooms up to 75 m³ - Patented



- Wall mounted: extends in depth from 75 to 150 mm (up to 215 mm with the aluminium extension tube)
- For 120 mm maximum ceiling thickness
- Easy mounting



Wall or ceiling mount

The walls of a cold room are constantly subjected to strains caused by pressure variations, either from inside or outside. The patented FERMOD pressure relief valves allow the balance of internal and external pressures.

2 REFERENCES:



2227NT


Wall or ceiling mounted valve with heating cord, 8W continuous power, **only for negative temperature cold room** down to -30°C.




2228PT

Wall or ceiling mounted valve without heating cord, **for positive temperature cold room.**


3 POSSIBLE OPTIONS FOR THE CABLE OUTLET (please confirm when ordering):



2227NT-M
Through the panel



2227NT-H
Horizontal, external



2227NT-V
Vertical, external



VALVES 2227-2228

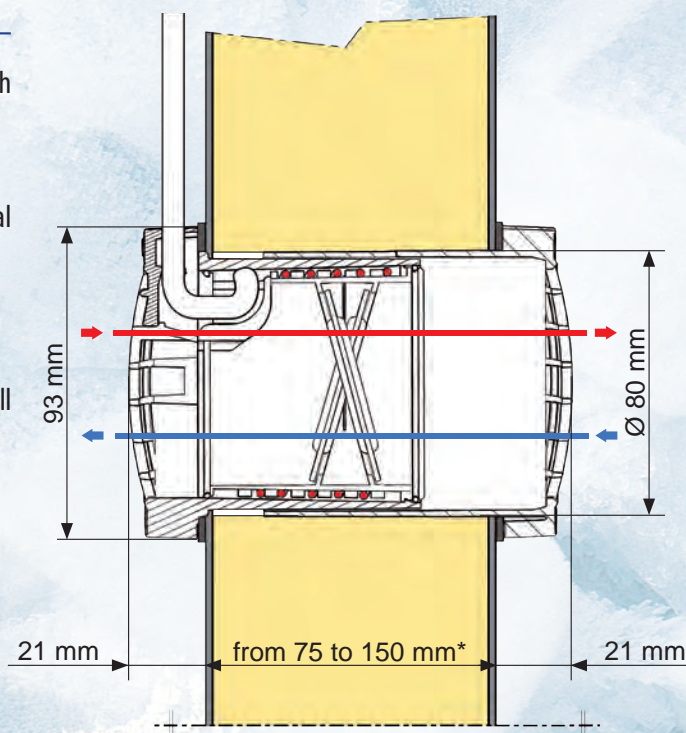


Wall or ceiling mounted pressure relief valve for cold rooms up to 75 m³ - Patented

DESCRIPTION

- Expandable valve for 75 to 150 mm wall thickness, up to 215 mm with the aluminium extension tube
- For 120 mm maximum ceiling thickness
- 3 possible options for the cable outlet: external vertical, external horizontal or through the panel
- Wall or ceiling mounting
- Airtight mobile flaps to limit ice formation in cold room
- Watertight mounting to avoid ice formation between the valve and the wall
- 8W heating element is completely enclosed in the valve
- Made of chemically resistant and corrosion proof composite material

* Standard dimension: from 75 to 150 mm.
Wall mounted: from 75 to 215 mm with the aluminium connection tube (option).
Ceiling mounted: from 75 to 120 mm.



HOW TO DETERMINE NUMBER OF VALVES REQUIRED ?

The following formula determines number of valves needed for a given case:

V = Volume of the room in m³

T = Time variation in minute for 1°C

273 / 4,5 / 5,5 = Constant values

t = Temperature of the room in °C

- According to DTU 45.1 (Norm NF P75-401-1), for a maximum evenly distributed pressure of **200 Pa** (20 kg/m²):

$$\text{Number of valves} = \frac{5,5 V}{T(273 + t)}$$

Example : $V = 120\text{m}^3 / T = 3 \text{ minutes for } 1^\circ\text{C} / t = -25^\circ\text{C}$

$$\text{Number of valves} = \frac{5,5 \times 120}{3(273-25)} = 0,89 = \sim 1 \text{ valve}$$

- As an indication, for a maximum evenly distributed pressure of **300 Pa** (30 kg/m²):

$$\text{Number of valves} = \frac{4,5 V}{T(273 + t)}$$

Example : $V = 75\text{m}^3 / T = 1,5 \text{ minutes for } 1^\circ\text{C} / t = -25^\circ\text{C}$

$$\text{Number of valves} = \frac{4,5 \times 75}{1,5(273-25)} = 0,91 = \sim 1 \text{ valve}$$

If the data used for calculation are exactly observed, our valves ensure that the maximum evenly distributed pressure is not exceeded.
(The application and the result of the formulas are dependent on the initial data being correct.)



FERMOD®



75, rue de Richelieu - 75002 PARIS - FRANCE
Tél. : +33 (0)1 42 96 94 06 - Fax : +33 (0)1 42 86 84 51
<http://www.fermod.com> - e-mail: contact@fermod.com

Siège Social : Senlis (Oise) - Société Anonyme au Capital de 1 004 400 €
RCS Compiègne B 301 468 211 - Siret 301 468 211 00018 - APE 2572 Z

DISTRIBUTOR

Edition du 07/09/2018 - Imp. Polyservices - Beauvais