广东绿岛风室内空气系统科技有限公司

GUANGDONG NEDFON INDOOR AIR SYSTEM TECHNOLOGY CO.,LTD.

地址：广东省台山市大江镇公益茂和工业区

电话：(+86-750)5416692、5416691、5416689、5416690、5413463

传真：(+86-750)5414046 / 邮编：529259

网址：www.nedfon.com

邮箱：nedfon@nedfon.com / nedfon@vip.163.com

Add：MaoHe Industrial District, GongYi, DaJiang Town, Taishan City, GuangDong Province, China.

Tel：(+86-750)5416692、5416691、5416689、5416690、5413463

Fax：(+86-750)5414046 / Post：529259

Website：www.nedfon.com

E-mail：nedfon@nedfon.com / nedfon@vip.163.com

SASO ISO9001



室 内 空 气 鲜 风 专 家

VENTILATION PRODUCTS SERIES 2011

通风系列

公司简介

中外合资广东绿岛风室内空气系统科技有限公司自1989年创建以来，致力于通风领域的产品研发、制造、销售。

经过二十年的努力和发展，公司生产的各类通风产品质量和技术处于世界领先水平，产品多达2000多种，分别有：风幕机，家用换气扇，工业换气扇，各种管道换气扇，新风交换机，外转子电机和各类消防风机等通风类产品。

公司于2000年获得ISO9002质量体系认证，并在2002年通过ISO9001：2000认证。公司在生产和检测上严格按照ISO9001：2000的标准来施行。公司所有产品均采用国内外先进的检测设备进行严格的检测，以确保产品的高品质，可满足不同行业不同环境的通风要求。

公司已有多种产品先后通过cULus，KC，SASO，CE，RoHS和CCC安全认证，这正是我们在全球赢得越来越多客户信任与支持的原因。

在今后，公司将不断开发新的产品和提高服务水平，充分发挥各方面的资源优势、整合科技研发、生产制造和销售网络，为客户提供最优质的产品和服务。

Company Profile

GUANGDONG NEDFON INDOOR AIR SYSTEM TECHNOLOGY CO.,LTD. is a joint venture established in 1989 and specializing in develping, manufacturing and selling different ventilation products.

With 20 years' experience and development in the ventilation industry, we are at the cutting edge of the following ventilation products: Air Curtain, Household Exhaust Fan, Industrial Ventilating Fan, Duct Fan, Energy Recovery Ventilator, External Rotor Motor and other Firefighting Ventilators.

We strictly implemented ISO9001:2000 quality control standard from 2002 and we have the advanced machines in the process of manufacturing and testing to ensure the best quality product to our customers.

Most of our products are approved by cULus, KC, SASO, CE, RoHS and CCC, which is the main reason that we are winning more and more customers all over the world.

We will continuously devote ourselves to the research & developing new ventilation products and offer better service to our customers in the future.

Equipment
设备与检测

A Renowned Brand Created by Advanced Technoloy
科技创新打造卓越品牌

Equipment
设备与检测

A Professional Team of Design

We have a team with experienced R & D personnels, engineers and senior engineers that we are able to bring our concepts of new produsts into production

专业设计系统

以经验丰富的研发人员、高级工程师、工程师组成的专业技术队伍、及是绿岛风产品专业设计开发的源动力。

Professional Manufacturing System

With many years of experience in ventilation, our technical team is becoming more mature, skillful and experienced. A well planned mass production with advanced facility, equipment and different production lines makes Nedfon product to be widely recognized by the customers.

专业制造系统

多年的风机专业制造，造就了一支经验丰富、技术熟练的技术人员和制造工人队伍。

集中、规模化的生产场地，成套、成组的生产设备、加上产品组装专用生产线、其专业制造名副其实。

Professional Quality Management System

We passed ISO9001: 2000 and obtained approvals, like cULus, KC, SASO, CE, RoHS and CCC Directive to ensure the customers to be confident with our products.
The advanced Quality Testing System, including Dynamic Balance Measurement System and the Computer System for Testing the Motor.
We are one of the primary manufacturers that set up the laboratory of pneumatic ventilation which meets international standard.

专业质量控制系统

绿岛风ISO9001: 2000质量体系认证，并通过cULus、KC、SASO、CE、RoHS和CCC等多项各国认证。
完备先进的质量检测系统；风输动静平衡检测校正系统，整机动平衡检测系统，电机专用电脑测试系统。
率先建立国际标准的风机气动性能实验室。。

Equipment
设备与检测

Equipment
设备与检测





Precise Products Created By Innovation
精美的产品来自精心的创造！

Contents
目录

A Time for External Rotor Motor
外转子时代



Nedfon ventilating fans have been regarded as the most powerful products with its complete series in the same line. Among all series, metal ventilating fan is the most brilliant star as it takes the lead in applying technology of external rotor motor in domestic. External rotor motor has the advantages of stable performance, low abrasion, long duration, excellent manufacturing technology. The successful using of external rotor motor marks the new generation of ventilating fans. The metal ventilating fan series also adopt big impeller design and realize the stronger air volume under the same rotation speed. It features in super thin body, superior appearance, strong fire resistance ability. Every unit is balanced and tested by microprocessor. Excellent performance with unmatched advantage has been announced to be the masterpiece of technology innovation.

绿岛风换气扇一直是强势产品，系列规格非常齐全，而在众多优秀换气扇产品中，全金属系列可谓是其中最耀眼的明星，它是国内率先采用外转子技术的换气扇产品。外转子电机运行性能稳定，惯性大，运行平稳，磨损小，寿命长，制造技术及条件均非常之高。外转子电机的成功使用标志着将换气扇带入一个新的技术年代。全金属系列换气扇同时采用大风轮设计，在同样转速下风量更大；机身超薄，外形美观；防火性能强；每一个产品都经过电脑平衡性能检测。性能卓越，具有无法比拟的优势，是技术换代之作。

Metal Ventilating Fan
全金属管道换气扇

Metal Ventilating Fan
全金属管道换气扇

With metal cabinet and grill, the fire retardant grade is higher.
防火性更强，全金属材料，绝对防火

The external rotor motor and big impeller result in more compact cabinet.
超薄机体，采用外转子电机，大风轮设计，整机厚度明显减少



It generates more air volume at the same rotation speed.
同样转速，风量更大

Metal Ventilating Fan
全金属管道换气扇

External Dimension 外形尺寸图

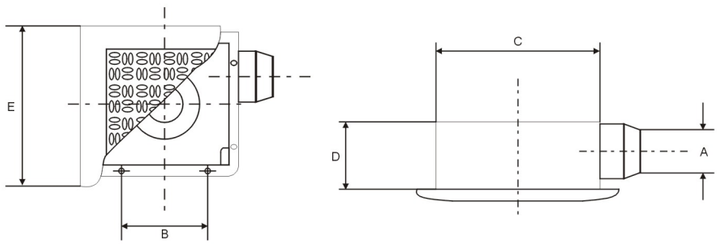

Dimension Table 尺寸表

Units 单位:mm

型号 Model No.	A	B	C	D	E
BPT16-12-A BPT16-23-A	100	160	242	169	297
BPT18-24-A BPT18-34-A BPT18-35-A	125	180	279	191	345
BPT20-45-A BPT20-45-C	150	200	310	206	367
BPT20-55-B BPT20-56-B BPT20-56-D	200	240	387	278	476

Electrical Ratings 技术参数

型号 Model No .	额定电压/ 频率/ 相数 Rated Voltage/ Frequency/ Phase	风轮直径 Impeller Diameter (mm)	功率 Power (W)	电流 Current (A)	转速 Rotating Speed (R.P.M.)	风量 Air Volume (m^3/h)	静压 Static Pressure (Pa)	噪音 Noise (dB)	电机绝缘等级 Insulation Class	净重 Net Weight (kg)
BPT16-12-A	220V~/ 50Hz/ 1Ph	160	37	0.13	820	120	72	34	E	5.4
BPT16-23-A		160	40	0.15	900	150	86	35		5.4
BPT18-24-A		180	44	0.15	650	210	103	37		6.1
BPT18-34-A		180	47	0.19	780	270	130	38		6.1
BPT18-35-A		180	55	0.22	840	330	137	38		6.1
BPT20-45-A		200	64	0.28	810	390	175	42		7.0
BPT20-45-C		200	88	0.38	950	480	183	42		7.0
BPT20-55-B		200	97	0.44	760	600	140	46		7.8
BPT20-56-B		200	147	0.59	820	780	160	46		7.8
BPT20-56-D		200	172	0.76	970	960	156	50		7.8

Metal Ventilating Fan
全金属管道换气扇

Performance Curve 性能曲线图

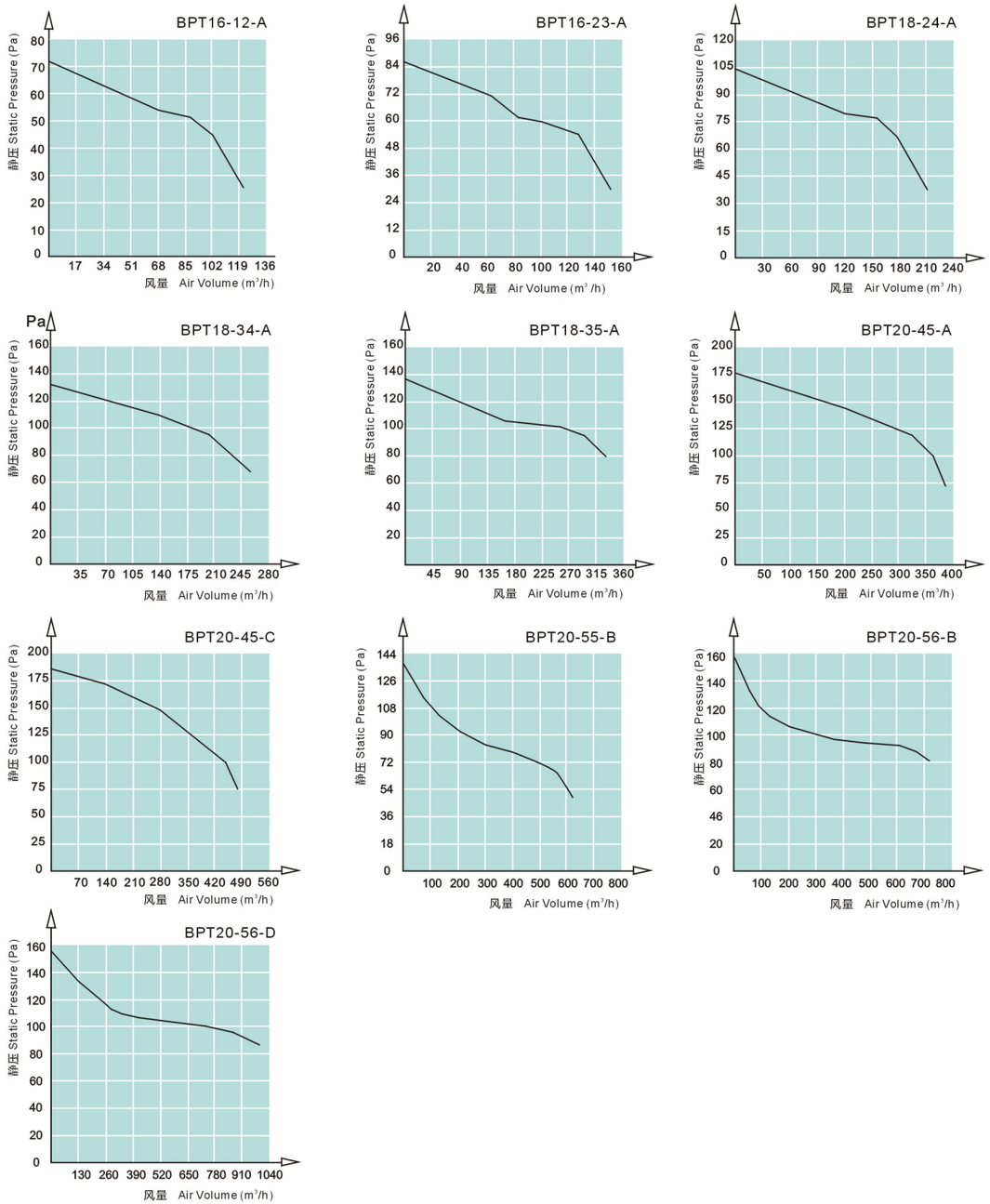

Low-Noise Half Metal Type Ventilating Fan
超静音半金属管道换气扇

The patented motor is intended for low consumption as to save energy.
专利电机设计，耗能低，起到节能目的。

A longer life cycle is guaranteed by a two-ball-bearing.
双滚珠轴承设计，使产品寿命更长。

The compact metal cabinet occupies less space in the ceiling.
轻巧, 超薄的金属箱体节省安装空间。

Low noise ensures an indoor comfort.
低噪音造就更舒适的室内环境。

More options of air volume are available to meet the different applications.
更多的风量可供选择，迎合不同场所的需求。

Low-Noise Half Metal Type Ventilating Fan
超静音半金属管道换气扇

静革命 Low Noise
大幅降低噪音,静音运行
Noise level dramatically reduced

低碳革命 Low Carbon
低能耗，长寿命电机
Low energy consumption with a long service life motor

产品革命 Smaller Unit Volume
电机体积缩小61%
Unit volume is 61% smaller than usual

It is guaranteed by a new motor developed by Nedfon with high-quality ball bearing.

That the upgraded blower perfectly matching the air flue improves the air-tightness.

The resonant coefficient of the metal cabinet is low, which is safe, quite and durable.

通过新型电机-绿岛风NF电机搭配优质滚珠轴承,噪音更小
改进后蜗壳与风道完美融合,减少风声
金属箱体,共震系数小,安全,安静又耐用

Motor of low-noise half metal tpye ventilating fan VS Motor of conventional exhaust fan

Nedfon管道式换气扇电机 VS 传统换气扇电机

NF motor developed by Nedfon featuring in low electricity consumption

Conventional motor resulting in high resistance and high electricity consumption

采用自主研发绿岛风Nf电机电耗小

传统产品电阻大，电耗大

Nedfon NF motor 绿岛风NF电机 VS Conventional motor 传统换气扇电机

直径：55.5mm
Dia：55.5mm
高度：55.3mm
Height:55.3mm

直径：80mm
Dia：80mm
高度：65.5mm
Height:65.5mm

Nedfon管道式换气扇电机 Low-noise half metal tpye ventilating fan VS 传统换气扇电机 Conventional exhaust fan

	Nedfon管道式换气扇电机 Low-noise half metal tpye ventilating fan	传统换气扇电机 Conventional exhaust fan
静音 Noise Level	BPT10-13H20噪音仅为33分贝， BPT10-13H20: 33 dB	BPT10-13-B噪音为42分贝 BPT10-13-B: 42 dB
美观 Appearance	时尚律动的飘逸炫丽面板 Fashion and unique grill	常规条条框框，回型面板 Typical old-fashion grill
节能 Energy saving	自主研发的绿岛风电机，节能效果更好 With the motor developed by nedfon, the energy-saving is prominent	采用普通电机，铜线用量多，电阻大，损耗较大 Usual motor consuming more copper wire that the resistance is higher and consumption is bigger
寿命 Life cycle	优质滚珠轴承，防腐蚀材料，高精度工艺电机设计，持久耐用 It is more durable with high quality ball bearing, corrosion-resistant material and accurately-designed motor	选材部件要求及标准稍低 Standard of components and materials are relatively lower

Durability 持久耐用



Low-Noise Half Metal Type Ventilating Fan
超静音半金属管道换气扇

Extraordinarily Quite Fan 超级静音

Level of noise is 1 to 9 dB lower comparing to conventional exhaust fan of Nedfon
与绿岛风传统管道式换气扇同风量产品对比噪音降低1-9分贝.

Low-noise half metal tpye ventilating fan vs. conventional exhaust fan
Nedfon管道式换气扇与绿岛风传统管道式换气扇的产品比较



Continuous Low Energy Consumption 持续低耗

The compact and efficient motor dramatically lowers the consumption of the motor winding, 24% to 54% lower than the conventional exhaust fan of Nedfon in terms of electricity consumption.

自主研发的绿岛风电机，实现紧凑高效的电机构造，大幅减少电机绕组耗，与绿岛风传统管道式换气扇产品相比电耗降低24-54%

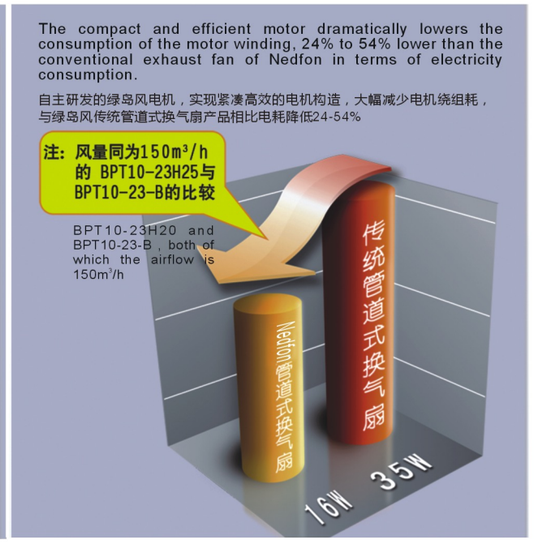

External Dimension 外形尺寸图

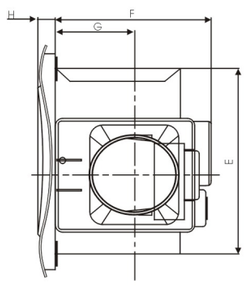

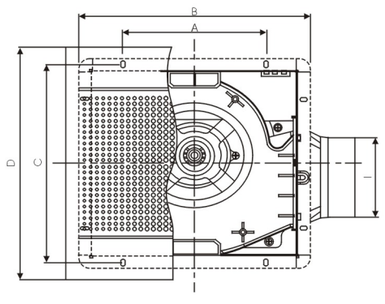

Dimension Table 尺寸表

Units 单位:mm

型号 Model No .	A	B	C	D	E	F	G	H	I
BPT10-13H20	110	234	220	260	205	174	88	18.5	98
BPT10-23H25	160	259	245	287	230	174	88	19.5	
BPT10-23H30									
BPT10-23H35									
BPT15-33H45	140	289	275	320	260	234	117	21.5	148

Low-Noise Half Metal Type Ventilating Fan
超静音半金属管道换气扇

Electrical Ratings 技术参数

型号 Model No .	额定电压/ 频率/ 相数 Rated Voltage/ Frequency/ Phase	风轮直径 Impeller Diameter (mm)	功率 Power (W)	电流 Current (A)	转速 Rotating Speed (R.P.M.)	风量 Air Volume (m³/h)	静压 Static Pressure (Pa)	噪音 Noise (dB)	电机绝缘等级 Insulation Class	净重 Net Weight (kg)
BPT10-13H20	220V~/ 50Hz/ 1Ph	120	18	0.08	1500	120	106	33	E	2.0
BPT10-23H25		150	16	0.07	1200	150	100	34		2.2
BPT10-23H30		150	21	0.10	1300	180	115	38		2.5
BPT10-23H35		150	26	0.12	1300	210	115	40		3.0
BPT15-33H45		180	27	0.13	1030	270	108	36		3.3

Structure and Performance Curve 结构和性能曲线

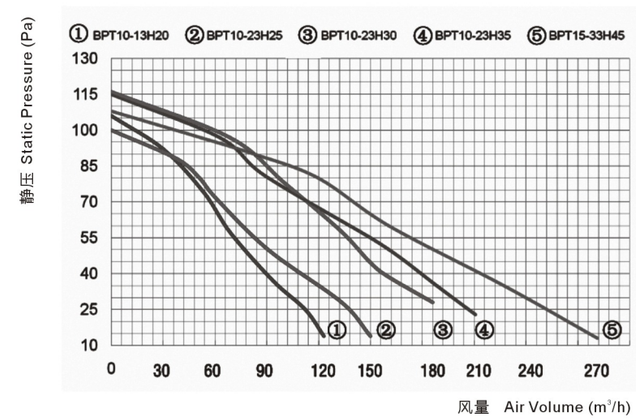



1、Attractive streamline intake grill
动感线条版面设计

2、Compact metal cabinet
薄型化金属箱体

3、The NF motor developed by Nedfon
自主研发的绿岛风NF电机

4、Integrated noise-reducing volute
一体化消音蜗壳结构

Residential Ventilating Fans
家用换气扇系列

The five functions of the ventilation fan 换气扇的五大功能

Exhausting the smelly odor
It can quickly exhaust the remaining unpleasant odor in the kitchen & toilet.

除去难闻的气味(迅速地抽除残留在厨房和厕所里的气味)

Expelling the muggy air
It can deflate the dirty and muggy air,and rembursed with the fresh air from outside,thus to keep the indoor environment pleasantly cool and comfortable.

除去热气(抽除污浊闷热的空气，并从室外换进冷空气作补充，令室内环境保持舒适凉爽)

Removing dust
It can remove dust and ashes from walls or furniture

除去灰尘(可除去墙壁及家具上的尘埃和烟灰)

Bring down humidity
It can quickly exhaust humidity in the bathroom, protecting the interior facility from mildewed and eroded

减低湿度(迅速地抽除浴室里的湿气，防止建筑物被腐蚀及发霉)

Increasing oxygen
It exchanges the indoor smog and dust with the fresh air from outdoor, so thus to increase the indoor oxygen.

增加氧气(抽除室内的烟雾和尘埃，并换进新鲜的空气，令室内增加氧气)

Residential Ventilating Fans
家用换气扇系列

Raise Indoor Air Quality 提高室内空气质素

A healthy and comfortable living environment is what we are always pursuing. A bright room full of fresh air can invariably make us feel refreshed and pleasant, however, not everyone realize the harm of the mixed indoor polluted air, such as dust, somke, moisture and other smelly odor to our health, which is even more serious than the polluted air in the street. Thus, the question of how to keep the indoor air fresh is vital to our health.

We Nedfon as a reputed manufacturer who mainly specializes in various ventilation products, focus on the study of how to better improve the indoor air quality, and devoted ourselves to applying the technique of hydromechanical to the design and manufacture of our ventilating fans. Furthermore, our product is famous for their superior quality and durability as well as their full product range. Besides, in terms of the effectiveness of ventilating fans, we have successfully solve the balance issue among the air volume and air pressure and noise, thus to boost the efficiency of the product. Owing to the above mentioned factors, we Nedfon are now among the top manufacturer of ventilation products in China.

健康、舒适的生活环境是人类的追求。明亮的居室里充满清新的空气，总能够使人心旷神怡，精神抖擞。然而人们并不是都很清楚，室内的空气由于尘埃、烟气、潮湿和各种难闻气味的汇聚，其污染指数及对人的身体毒害更有甚于街头的空气污染。因而，能否有效地保持室内空气的清新，实际上已经是保证身体健康的必需。

绿岛风作为专业生产换气扇的知名品牌，专注于更好地净化室内空气的研究课题，一直致力于以独特的流体力学技术运用在换气扇的设计和生产上；产品质量可靠，安全耐用，机种型号极为丰富；尤其是在换气扇的功能发挥上，成功地解决了风量、风压、耗能及噪音等几者的平衡关系，令室内空气的质素更得到全面的提升。绿岛风也因此在高品质的换气扇制造商中成为佼佼者。

Circular Duct Fan
圆形管道风机

This item is in conformity with CE, RoHS and cULus standards.
该产品通过欧洲的CE和北美的cULus认证，并符合欧洲的RoHS环保要求。

Specification: 100mm, 125mm, 150mm, 160mm, 200mm, 250mm, 315mm
管口直径: 100mm, 125mm, 150mm, 160mm, 200mm, 250mm, 315mm。

Ambient temperature: between -10 Celsius degree (14 Fahrenheit degree) and 40 Celsius degree (104 Fahrenheit degree)
环境温度是介于-10摄氏度到40摄氏度之间。

F insulation class motor
采用F绝缘等级的电机

Rotor is processed with the German Spinner CNC lathe.
转子用德国Spinner CNC车床加工。

External Dimensions 外形尺寸图

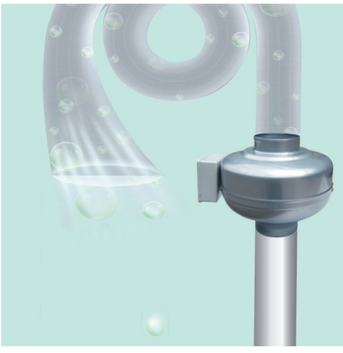

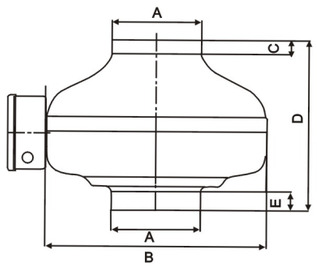

Dimension Table 尺寸表

Units 单位:mm

型号 Model No.	A	B	C	D	E
DJT10-25B	100	242	20	186	15
DJT12-35B	125	243	25	189	22
DJT15-45B	150	271	20	193	20
DJT16-45B	160	345	27	228	27
DJT20-46B	200	345	27	228	29
DJT25-66B	250	345	27	228	29
DJT31-66B	315	400	27	259	29

Circular Duct Fan
圆形管道风机

Electrical Ratings 技术参数

型号 Model No.	额定电压/ 频率/ 相数 Rated Voltage/ Frequency/ Phase	风轮直径 Impeller Diameter (mm)	功率 Power (W)	电流 Current (A)	转速 Rotating Speed (R.P.M.)	风量 Air Volume (m^3/h)	静压 Static Pressure (Pa)	噪音 Noise (dB)	电机绝缘等级 Insulation Class	净重 Net Weight (kg)
DJT10-25B	220V~/ 50Hz/ 1Ph	190	77	0.35	2360	248	320	55	F	2.8
DJT12-35B		190	88	0.41	2380	360	340	55		2.6
DJT15-45B		190	88	0.41	2380	450	330	57		3.2
DJT16-45B		220	127	0.60	2480	580	380	59		3.8
DJT20-46B		250	178	0.84	2445	1030	530	61		4.4
DJT25-66B		250	181	0.84	2550	1180	600	63		4.7
DJT31-66B		250	163	0.75	2625	1500	500	65		5.4

Performance Curve 性能曲线图

DJT 10-25B

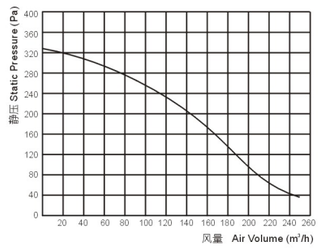

DJT 12-35B

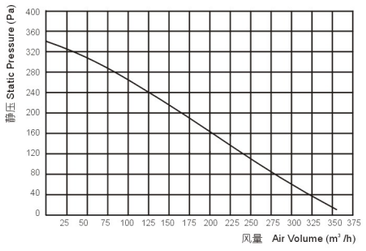

DJT 15-45B

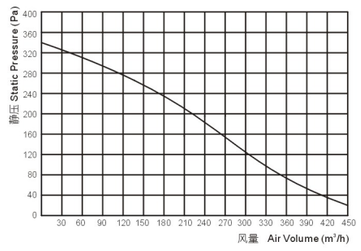

DJT 16-45B

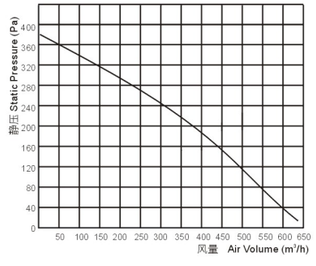

DJT 20-46B

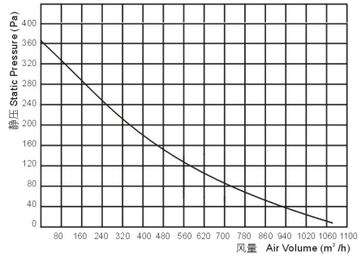

DJT 25-66B

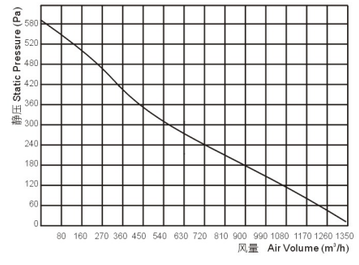

DJT 31-66B

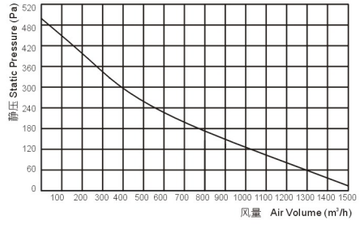

Rectangular Duct Fan
方形管道风机

The Rectangular Duct Fan is applicable to lower installation height. Swing-out design of the motor makes cleaning much easier.

适合于更低的安装高度，电机安装外翻式设计便于清洗。体积小，效率高，节能环保，噪音低、寿命长，适用于恶劣工作环境。

External Dimensions 外形尺寸图



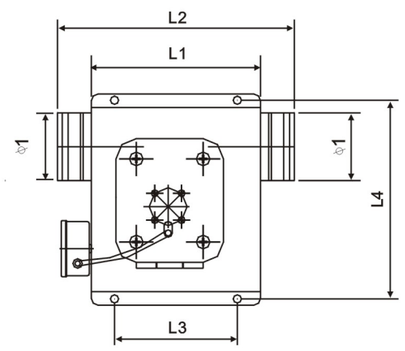

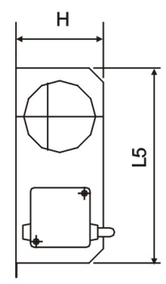

Dimension Table 尺寸表

Units 单位:mm

型号 Model No.	Ø1	L1	L2	L3	L4	L5	H
DFT10-24	100	250	350	160	277	272	122
DFT12-34	125	250	350	160	277	272	152
DFT15-44	150	250	350	160	277	272	172
DFT16-44	160	250	350	160	277	272	186
DFT20-54	200	400	512	280	407	408	222
DFT25-64	250	400	512	280	407	408	275
DFT31-64	315	400	512	280	407	408	350

Rectangular Duct Fan
方形管道风机

Electrical Ratings 技术参数

型号 Model No.	额定电压/ 频率/ 相数 Rated Voltage/ Frequency/ Phase	风轮直径 Impeller Diameter (mm)	功率 Power (W)	电流 Current (A)	转速 Rotating Speed (R.P.M.)	风量 Air Volume (m^3/h)	静压 Static Pressure (Pa)	噪音 Noise (dB)	电机绝缘等级 Insulation Class	净重 Net Weight (kg)
DFT10-24	220V~/ 50Hz/ 1Ph	140	103	0.72	2700	270	340	61	F	4.0
DFT12-34		140	113	0.75	2550	390	345	65		4.6
DFT15-44		140	162	0.78	2500	500	380	67		4.8
DFT16-44		140	166	0.83	2470	550	390	69		4.9
DFT20-54		200	170	0.87	1330	800	210	62		10.0
DFT25-64		200	175	0.91	1320	950	245	63		10.6
DFT31-64		200	192	0.98	1250	1200	220	65		11.4

Performance Curve 性能曲线图

DFT 10-24

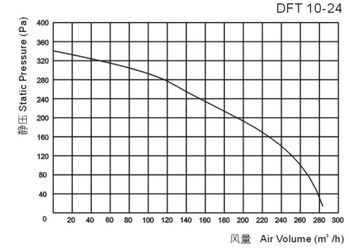

DFT 12-34

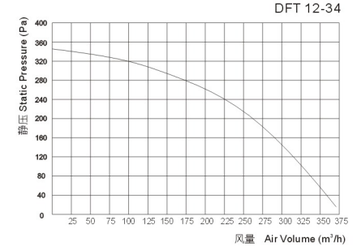

DFT 15-44

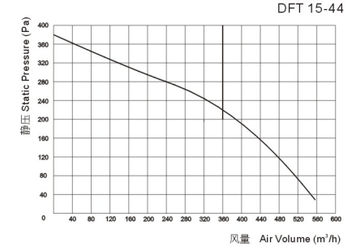

DFT 16-44

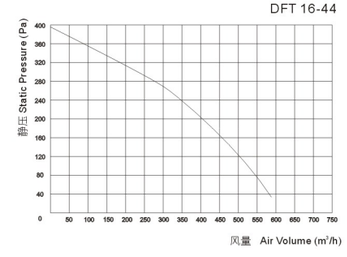

DFT 20-54

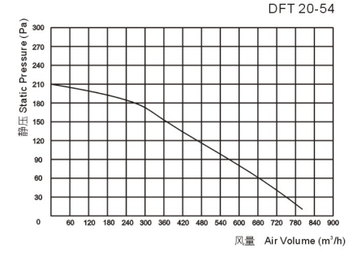

DFT 25-64

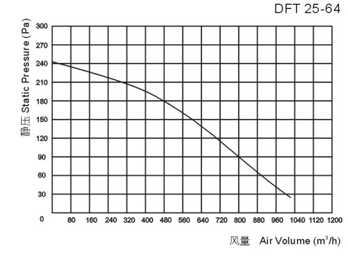

DFT 31-64

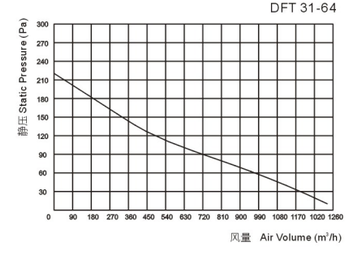

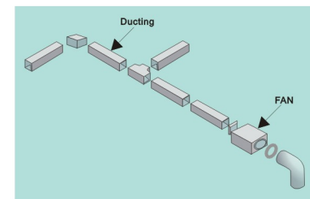

Mini Centrifugal Roof Fan
小型离心屋顶风机



The Centrifugal Roof Fan is a newly developed versatile roof extract units available in 2 sizes and suitable for vertical and horizontal installation.

离心屋顶风机是我司新开发的多用途屋顶排气风机，共有两种规格型号，适合于垂直及水平安装。

The RVF Series apply the low noise external rotor motor and high efficient backward bladed impeller, its compact design and easy installation meets the requirement of efficient ventilation in residential, commercial and light industrial applications.

RVF系列采用低噪音外转子电机和高效的后弯风轮。紧凑型的设计和简便安装方式迎合家用、商用和轻工业用等不同场合的通风需求。

Easy & flexible installation:
简便和灵活的安装方式：

Compact design for free or ducted exhausting
The square base frame can be unassembled for more flexible mounting modes.
Horizontal and vertical installation
Mounted on an exterior wall when roof access is not available
Connection box at the side makes wiring connections very convenient

紧凑的设计可灵活选择接管和不接管
方形的底座可拆下来，变换其他的安装模式
可选择水平和垂直安装
在不允许安装在屋顶的情况下，可直接安装在外墙上
接线盒装在侧边让接线变得更简单快捷

High efficient and low-noise External Rotor Motor:
高效和低噪音的外转电机：

F insulation class motor
Rotor is processed with the German Spinner CNC lathe

F绝缘等级的电机
转子使用德国Spinner CNC车床加工

Product Specification:
产品规格：

Available in 2 sizes, air volume from 450 m^3/h to 1500 m^3/h
Suitable for clean air temperature from -10℃ to 60℃

有2个规格，风量由450 m^3/h到1500 m^3/h
适合用于 -10℃ 到 60℃的清洁气体

External Dimensions 外形尺寸图

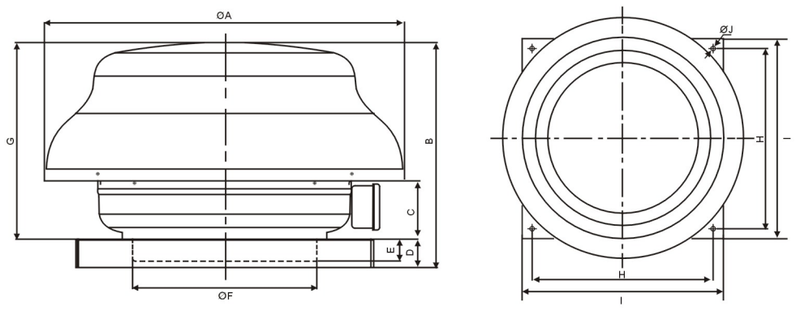

Mini Centrifugal Roof Fan
小型离心屋顶风机

Dimension Table 尺寸表

Units 单位:mm

型号 Model No.	ØA	B	C	D	E	ØF	G	H	I	ØJ
RVF150	400	239	72	38	17	148	201	300	340	9
RVF250	484	302	79	38	30	248	264	360	400	9

Electrical Ratings 技术参数

型号 Model No .	额定电压/ 频率/ 相数 Rated Voltage/ Frequency/ Phase	风轮直径 Impeller Diameter (mm)	功率 Power (W)	电流 Current (A)	转速 Rotating Speed (R.P.M.)	风量 Air Volume (m^3/h)	静压 Static Pressure (Pa)	噪音 Noise (dB)	电机绝缘等级 Insulation Class	净重 Net Weight (kg)
RVF150	220V~/ 50Hz/ 1Ph	190	80	0.39	2420	450	300	59	F	3.8
RVF250		250	181	0.83	2520	1150	530	65		5.5

Performance Curve 性能曲线图

RVF150

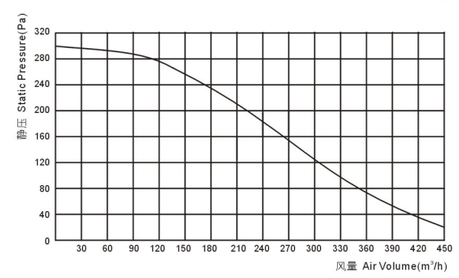

RVF250

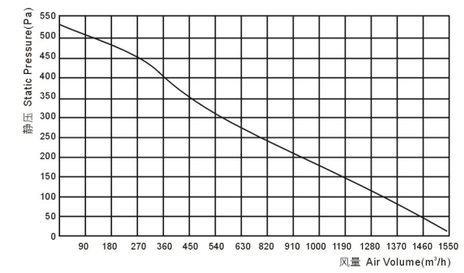

Applications 安装图

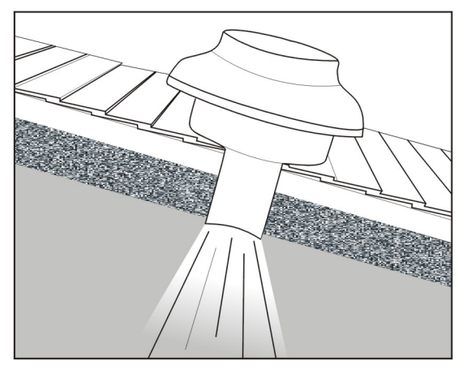

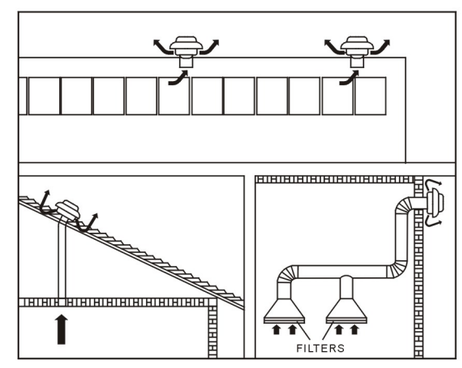

Duct Ventilating Fan
管道送风机

The duct ventilating fan is ideal for ventilation in houses, villas, offices, conference rooms, shopping malls, hotels, restaurants and other public places. It can be efficiently used with connection to ducts for air supply and exhaust, perfectly keeping the indoor air clean and fresh. The unique inline inlet and outlet make installation with ducts much easier and more space-saving and even extremely low noise.

管道送风机是适用于家居, 别墅, 办公室, 会议室, 购物商场, 酒店, 餐馆和其他的公共场所. 它很有效地连接管道的出风口和入风口, 很好地保持室内空气的清新. 特别的入风口和出风口令产品安装到管道更加容易, 更加节省空间, 甚至是更低的噪音.

External Dimensions 外形尺寸图

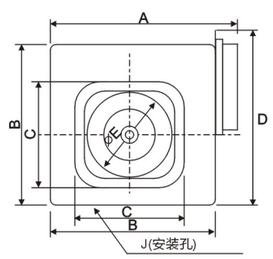

Hole for installation

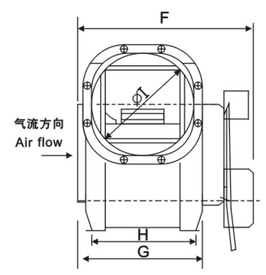

Dimension Table 尺寸表

Units 单位:mm

型号 Model No.	A	B	C	D	E	F	G	H	I	J(安装孔) J(hole for installation)
DPT10-11	216	180	130	205	100	175	142	104	95	17 x 7
DPT15-33	298	250	160	278	150	215	179	142	145	19 x 9
DPT15-34	298	250	160	278	150	215	179	142	145	19 x 9
DPT20-44	350	300	235	360	200	280	235	190	198	21 x 11
DPT20-45	350	300	235	360	200	280	235	190	198	21 x 11
DPT20-54	350	300	235	360	200	280	235	190	198	21 x 11
DPT20-55A	350	300	235	360	200	280	235	190	198	21 x 11
DPT20-55B	350	300	235	360	200	280	235	190	198	21 x 11
DPT20-65A	382	330	260	385	200	368	235	190	198	24 x 12

Duct Ventilating Fan
管道送风机

Electrical Ratings 技术参数

型号 Model No.	额定电压/ 频率/ 相数 Rated Voltage/ Frequency/ Phase	风轮直径 Impeller Diameter (mm)	功率 Power (W)	电流 Current (A)	转速 Rotating Speed (R.P.M.)	风量 Air Volume (m^3/h)	静压 Static Pressure (Pa)	噪音 Noise (dB)	电机绝缘等级 Insulation Class	净重 Net Weight (kg)
DPT10-11	220V~/ 50Hz/ 1Ph	100	21	0.09	1200	150	60	43	E	2.80
DPT15-33		150	40	0.19	910	300	135	42		5.60
DPT15-34		150	58	0.27	1140	450	135	49		5.60
DPT20-44		180	80	0.33	700	500	180	47		8.73
DPT20-45		180	92	0.42	800	600	185	48		8.73
DPT20-54		180	123	0.53	1000	700	190	48		9.73
DPT20-55A		180	150	0.68	1100	800	200	53		9.73
DPT20-55B		180	160	0.72	1200	900	210	54		9.73
DPT20-65A		200	285	1.28	1100	1200	250	65		13.76

Performance Curve 性能曲线图

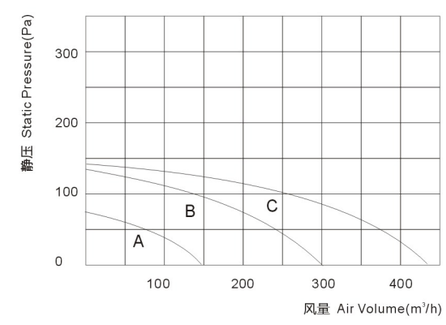

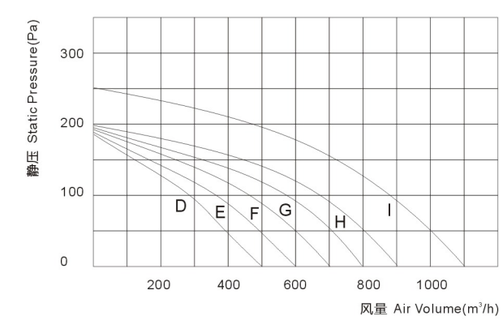

A：DPT10-11	B：DPT15-33	C：DPT15-34
D：DPT20-44	E：DPT20-45	F：DPT20-54
G：DPT20-55A	H：DPT20-55B	I：DPT20-65A

Low-Noise Type Duct Ventilating Fan
静音型管道送风机

The low-noise type duct ventilating fan is an ideal equipment for ventilation in houses, villas, offices, conference rooms, shopping malls, hotels, restaurants and other public places.

It can be efficiently used with connection to ducts for air supply and exhaust, perfectly keeping the indoor air clean and fresh.

The low-noise type duct ventilating fan inlet and outlet makes installation with ducts much more easier and more space-saving and even extremely lower noise.

静音型管道送风机是现在居住场所必备的通风设备，它能有效地进行送风换气，令室内空气清新、干净、适用于家庭、别墅、办公楼、会议室、商场、宾馆、酒楼或其它公共场所等。

静音型管道送风机设计进出风管口为直出直入方式，不需弯曲，故安装方便、外形美观，占空间少、噪音低。

External Dimensions 外形尺寸图

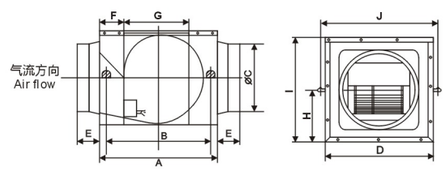

DPT型号 DPT Model



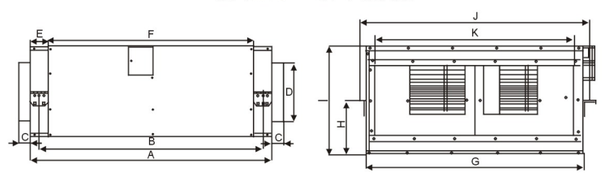

DKT型号 DKT Model

Dimension Table 尺寸表

Units 单位:mm

型号 Model No.	A	B	C	D	E	F	G	H	I	J	K	管口尺寸 Duct Size (mm)
DPT10-12B	340	298	95	240	65	68	210	100	200	285	/	Φ100
DPT10-23B	340	298	95	240	65	68	210	100	200	285	/	Φ100
DPT15-32B	340	298	150	240	75	53	230	120	240	285	/	Φ150
DPT15-42B	390	348	150	270	75	58	265	140	280	315	/	Φ150
DPT20-54B	420	378	200	340	65	64	265	140	280	385	/	Φ200
DPT20-54C	490	448	200	370	65	58	304	160	320	415	/	Φ200
DPT20-65B	520	478	200	400	65	74	344	182.5	365	445	/	Φ200
DPT25-76B	590	548	250	400	75	74	364	190	380	445	/	Φ250
DPT25-76C	590	548	250	400	75	74	364	190	380	445	/	Φ250
DPT25-86C	660	618	250	480	75	107	375	210	420	525	/	Φ250
DPT25-86B	660	618	250	480	75	107	375	210	420	525	/	Φ250
DKT25-400C	1016	942	49	246	76	864	764	190	380	805	496	496 x 246
DKT25-500C	1016	942	49	246	76	864	764	190	380	805	696	696 x 246

Low-Noise Type Duct Ventilating Fan
静音型管道送风机

Electrical Ratings 技术参数

型号 Model No.	额定电压/ 频率/ 相数 Rated Voltage/ Frequency/ Phase	风轮直径 Impeller Diameter (mm)	功率 Power (W)	转速 Rotating Speed (R.P.M.)	风量 Air Volume (m^3/h)	静压 Static Pressure (Pa)	噪音 Noise (dB)	电机绝缘等级 Insulation Class	净重 Net Weight (kg)
DPT10-12B	220V~/ 50Hz/ 1Ph	120	20	960	100	80	20	E	5.40
DPT10-23B		120	37	1350	180	163	23		5.40
DPT15-32B		150	55	1240	360	116	27		7.30
DPT15-42B		180	125	1360	500	191	29		9.40
DPT20-54B		180	157	1249	770	204	35		10.50
DPT20-54C		200	187	1250	920	249	37		15.00
DPT20-65B		230	275	1270	1200	348	41		19.00
DPT25-76B		250	405	1040	1700	404	43		25.50
DPT25-76C		250	535	1200	1900	440	46		25.50
DPT25-86C		280	780	1370	2310	518	46		30.80
DPT25-86B	380V~/ 50Hz/ 3Ph	280	800	1380	2600	536	46		30.80
DKT25-400C		250	1200	1200	4000	430	48		63.40
DKT25-500C		250	1450	1200	5000	460	50		63.40

Performance Curve 性能曲线图

A: DPT10-12B B: DPT10-23B
C: DPT15-32B D: DPT15-42B
E: DPT20-54B F: DPT20-54C
G: DPT20-65B H: DPT25-76B
I : DPT25-76C J: DPT25-86C
K: DPT25-86B

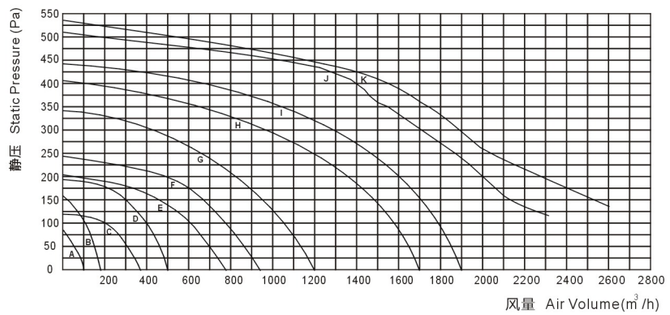

L: DKT25-400C M: DKT25-500C

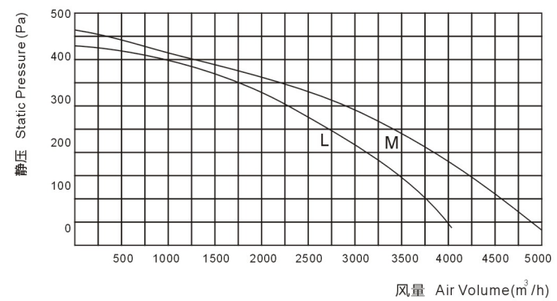

Cooling Wet Curtain Blower
降温风机

Negative pressure cooling ventilating system operation principle 负压降温通风系统原理图

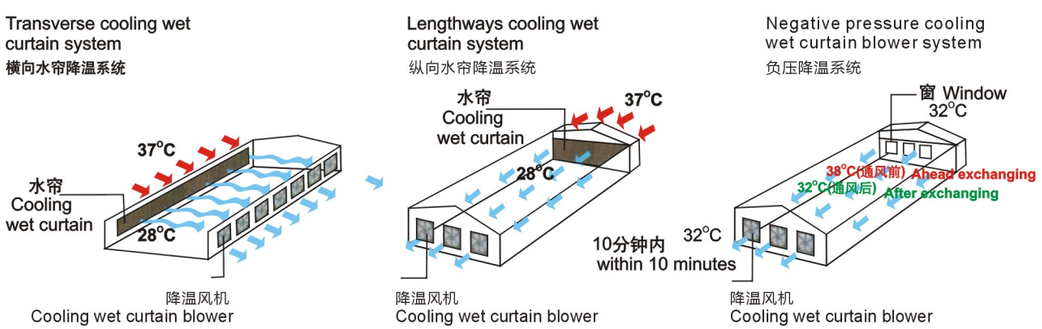

Electrical Ratings 技术参数

型号 Model No.	额定电压/ 频率/ 相数 Rated Voltage/ Frequency/ Phase	风轮直径 Impeller Diameter (mm)	功率 Power (kw)	转速 Rotating Speed (R.P.M.)	风量 Air Volume (m^3/h)	噪音 Noise (dB)	电机绝缘等级 Insulation Class	外型尺寸 Unit Size L x W x H (mm)	净重 Net Weight (kg)
APB95-9-A	380V~/ 50Hz/ 3Ph	938	0.55	450	32000	60	B	1060x400x1060	58
APB110-9-A		1095	0.75	450	37000	61		1220x400x1220	66
APB125-9-A		1245	1.10	450	44500	63		1380x400x1380	88

Household Enthalpy Fresh-Air Exchanger
家用型全热新风交换机

Ceiling Mounted
Type Fresh-air Exchanger
天花式新风交换机

Wall Monuted
Type Fresh-air Exchanger
壁挂式新风交换机

Model Explanation 型号说明

B QG 10 - 0 2 - T (B) - Y

- Y:为遥控智能型；普通形不标注 — Y: Remote controller intellectual type; Normal type w/o mark
- T: 为天花板安装式 / B: 为壁挂安装式 — T: Ceiling mounted type / B: Wall mounted type
- 2: 为压力等级 — 2: Pressure grade
- 0: 为风量等级 — 0: Air volume grade
- 10: 为出风管口直径 — 10: Diameter of connecting pipe
- QG: 为热交换过滤式 — QG: Heat exchanger & filter
- B: 为自由进气型 — B: Free-air intake

Electrical Ratings 技术参数

产品型号 Model No.	额定电压/ 频率/ 相数 Rated Voltage/ Frequency/ Phase	功率 Power (W)	风量 Air Volume (m^3/h)	静压 Static Pressure (Pa)	温度交换效率 Sensible Heat Efficiency (%)		焓交换效率 Enthalpy Efficiency (%)		噪音 Noise (dB)	管口尺寸 Duct Size (mm)	外形尺寸 Unit Size H x W x L (mm)	净重 Net Weight (kg)
					制冷 Cooling Load	制热 Heating Load	制冷 Cooling Load	制热 Heating Load				
BQG10-02-T BQG10-02-T-Y	220V~/ 50Hz/ 1Ph	39	90	70	48	70	55	63	29	100	248×425×701	9.5
BQG10-02-B BQG10-02-B-Y		42	90	50	48	70	55	63	29	100	300×425×758	11.0

Commercial Enthalpy Fresh-Air Exchanger
商用型全热新风交换机

Suitable places for installation:
产品适用范围：

High-class apartments、villa、offices、restaurants、KTV、cinemas、hotels and etc.

高档住宅、别墅、写字楼办公室、餐厅、KTV、影剧院、宾馆等

Commercial Enthalpy Fresh-Air Exchanger
商用型全热新风交换机

Major Ventilations 室内通风换气的主要方式

Natural ventilation
开窗通风换气：

Natural ventilation is the most usual ventilation that a building will employ. However, it brings pollutants, insects and etc. into the buildings while fresh air is introduced. At the same time, opening a window may cause theft at night time. Moreover in the cooling, heating seasons or when outdoor climate is unpleasant, opening a window is not an ideal choice.

开窗通风换气是最常见的通风换气方式，但由于开窗容易导致室外污染物进入室内 (如尘土，蚊虫等)，同时，如在夜间开窗，具有失窃的安全隐患，而如果室内有冷气或暖气的情况下或室外的自然环境不佳时，也是不宜开窗通风换气的。

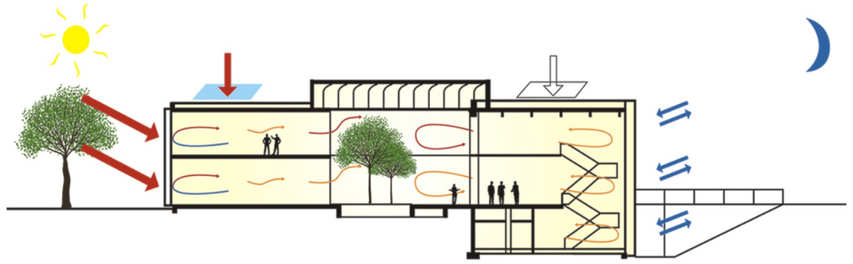

自然通风示意图： illustration of natural ventilation

Mechanical ventilation
机械通风换气：

It ventilates the occupied room by the ventilator when the square meter and ventilation requirement taken into account, which is a preferred choice of ventilation. In this case, the Commercial Enthalpy Fresh-Air Exchanger manufactured by Nedfon is a good choice. It minimizes the energy consumption in the cooling and heating seasons.

根据室内面积和通风要求，通过通风器械来实现的，是目前较好的通风换气方式，但如果采取通风器械来实现通风换气，应选择绿岛风的全热交换器，这种机械通风换气方式，能有效避免在通风换气时将室内冷气，暖气的流失，在通风换气时节省了能源，保证了夏天空调耗电量的不增加和冬天取暖设备耗能的不增加

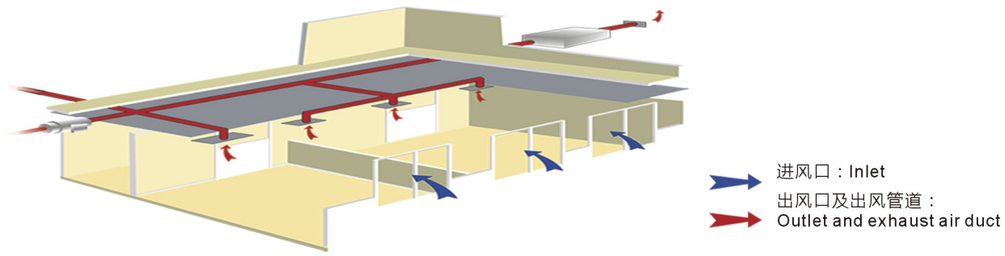

机械通风示意图：illustration of mechanical ventilation

Commercial Enthalpy Fresh-Air Exchanger
商用型全热新风交换机

Ventilation with an air conditioner
空调通风换气

The main purpose of an air conditioner is either to cool or heat an occupied room and that's why to ventilate with an air conditioner cannot meet the minimum ventilation requirement.

空调的主要作用是制冷或制热，因此，空调的换气功能是不能达到室内通风换气的要求

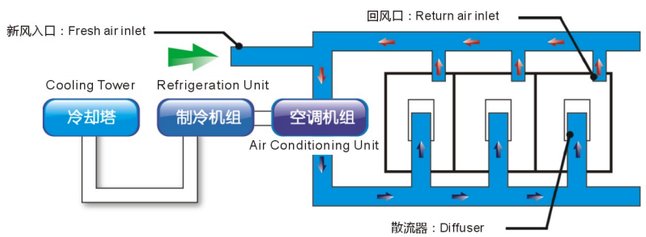

空调通风示意图：
illustration of ventilating with an air conditioner

How an enthalpy core works 全热交换器原理

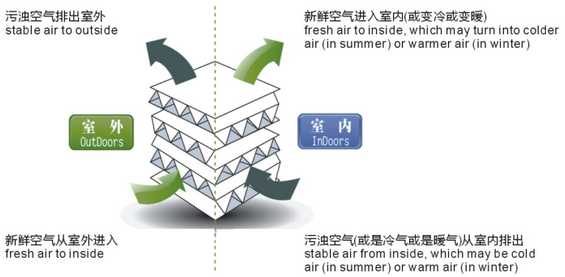

an efficient enthalpy core
高效全热交换芯

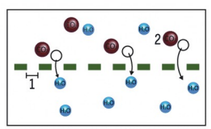

1.纳米膜微气孔
nano-film air inlet

2.大于水的气体分子不可通过
gas that greater than water not penetrating

recovery efficiency
能量回收率

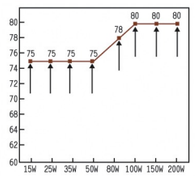

How the energy will be recovered 全热量回收概念

在冬天的功能--开暖气空调时
in heating seasons when air will be heated

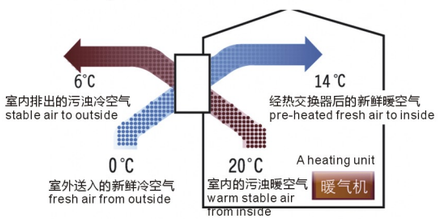

室内供气温度 = （室内温度 - 室外温度）x热交换率 + 室外温度
desired inside temp.=(inside temp.-outside temp.)x efficiency+outside temp.

举例/ for an example
(20℃-0℃)X 70% + 0℃=14℃

在夏天的功能--开冷气空调时
in cooling seasons when air will be pre-conditioned

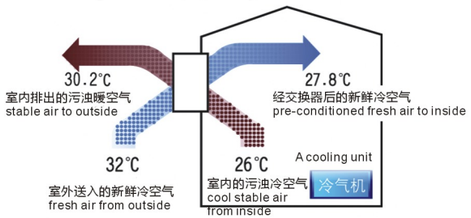

室内供气温度 = 室内温度 - (室外温度 - 室内温度）x热交换率
desired inside temp.=inside temp.-(outside temp.-inside temp.)x efficiency

举例/ for an exmaple
32℃-(32℃-26℃)X 70%=27.8℃

Commercial Enthalpy Fresh-Air Exchanger
商用型全热新风交换机

How the users benefit from running a QFA unit 节能优越性对比

Ventilating fan X 1 unit (58W)
一台58瓦的普通换气扇

cost of running an unit of ventilating fan: 243.88RMB/year
lose in ventilation when running the A/C: 6440.75RMB/year
运行一台普通换气扇的成本: 243.88元人民币/年
因为开空调换气所造成的损失: 6440.75元人民币/年
in total: 6684.63RMB/year 总共花费: 6684.63元人民币/年

an unit of ventilating fan
一台普通换气扇

QFA-D800R X 1 unit (275W)
一台275瓦的QFA-D800R

cost of running an unit of QFA-D800R: 1158.32RMB/year
lose in ventilation when running the A/C:2346.64RMB/year
运行一台QFA-D800R的成本: 1158.32元人民币/年
因为开空调换气所造成的损失: 2346.64元人民币/年
in total: 3504.96RMB/year 总共花费: 3504.96元人民币/年

an unit of commercial enthalpy fresh-air exchanger
一台商业用型全热新风交换机

【测试条件】地点：北京地区
location where the test carried out—Beijing, China

室内工况/ inside temp.：制冷时/cooling load, 26.0°C（RH50%） 制热时/heating load, 20.0°C （RH50%）

室外工况/outside temp.：制冷时/cooling load, 33.2°C (RH59%) 制热时/heating load, -45.0°C (RH45%)

空调系统运行时间：
夏季—24小时/日 122日=2928h（6--9月）
in cooling season: 24h/day, 122 days=2928 h (June to Sep.)
冬季—24小时/日 120日=2880h（11月12日--3月15日）
In heating season: 24h/day, 120 days=2880 h (Nov 12th to Mar 15th)

电费：0.48元/KW-h
Electricity bill (applied to mainland China only): 0.48 RMB/KW-h

由于热交换时能够降低换气负荷，空调器的制冷，制热负荷随之减少，故而空调器设备费会降低。
With recovering the energy from the inside air and transferring to outside fresh air, the cooling load and heating load drop and it s how the consumption of the cooling and heating units drop, too.

Features 全热交换器产品特点

It brings fresh air into the building and exhausts an equal amount of contaminated air out of the building to maintain indoor comfort.

内置送排风机，双向等量更换，将室外的新鲜空气送入室内，将室内的污浊空气排出，保持足够的新鲜空气。

An efficient core that will not rotate recovers more than 70% of the energy, which will be exhausted to outside. Energy transfer is maximized when the fresh air stream and stable air stream going through the core as to minimize the energy consumption.

采用高效的静止热交换器，能量交换回收率达到70%以上，送/排风在交叉通过时进行充分的能量交换，实现高效节能。

Fresh air is pre-filtered before introduced into the building.

专业的过滤网，保证了送入室内空气的清新洁净。

The unit is featured with a compact structure and a low-noise centrifugal fan. The PE insulation applied inside the cabinet makes thermal and acoustic insulations possible.

机箱优化设计，结构紧凑，采用低噪音离心风机；壁板内粘贴聚乙烯绝热保护层，具有良好隔热隔噪音功效。

Commercial Enthalpy Fresh-Air Exchanger
商用型全热新风交换机

Guideline 选型指南—不同类型建筑，风量要求不相同

建筑类型与房间名称 Applications			新风量（立方米/每小时/每人） Fresh air(m^3/hour per person)
酒店 Hotel	客房 Bedroom	5星级 5-star	50
		4星级 4-star	40
		3星级 3-star	30
	餐厅/宴会厅/多功能厅 Canteen / ballroom/ multi-purpose hall	5星级 5-star	30
		4星级 4-star	25
		3星级 3-star	20
		2星级 2-star	15
	大堂/四季厅 Lobby/all-season hall	4星级到5星级 4-star to 5-star	10
	商业/服务 Shops/paid services	4星级到5星级 4-star to 5-star	20
		2星级到3星级 2-star to 3-star	10
	美容/理发/康乐设施 Beauty salon/barber’s/ entertainment facility		30

建筑类型与房间名称 Applications			新风量（立方米/每小时/每人） Fresh air(m^3/hour per person)
普通酒店 Average hotel	客房 Bedroom	1星级到3星级 1-star to 3-star	30
		4星级 4 -star	20
文化娱乐 Entertainment facility	影剧院/音乐厅/录像厅 Theatre /concert room /mini theatre		20
	游艺厅/舞厅(包括卡拉OK厅) Game room/disco hall (karaoke included)		30
	酒吧/茶厅//咖啡厅 Pub/tea house/cafeteria		10
体育馆 Gymnasium			20
商场（店）/书店 Shopping mall (shops) / bookshop			20
饭馆（餐厅） Restaurant			20
办公场所 Office building			30
学校 School, college	教室 Classroom	小学 Primary school	11
		初中 Junior high school	14
		高中 High school	17

Guideline--How to pick an appropriate model 选型指南—选型计算

Square meter of a hospital room (S) = 70m^2 , height (H) = 3 M numbers of person (N) = 10, minimum airflow required per person (Q), minimum air changes per hour (P)

A.Supposed 50 m^3/h is the minimum airflow required per person (Q), minimum airflow required in total=Q_1=N·Q=10 person X 50 m^3/h per person=500 m^3/h

B.Supposed minimum air change (P) is 3 times/h, minimum airflow required in total= Q_2=P·S·H=3 times/h X 70 m^2 X 3 m=630 m^3/h

Since Q_1 is smaller than Q_2, Q_2 will be the reference when considering an appropriate model. Information is for reference only.

某普通病房面积S=70平方米, 净高H=3米， 病人N=10个，每人所需风量用Q代表，换气次数P=次数/小时

A．若按每人所需新风量计算：

取每人所需新风量Q=50 m^3/h，则新风量Q_1=N · Q=10个人X 50 m^3/h /人=500 m^3/h

B．若按房间新风换气次数计算：

取房间新风换气次数P=3次/小时，则新风量由于Q_2=P · S · H =3次/小时X70平方米X3米=630 m^3/h

而Q_1<Q_2，故Q_2作为设备选型的依据。以上标准仅供参考。

Applications 安装图

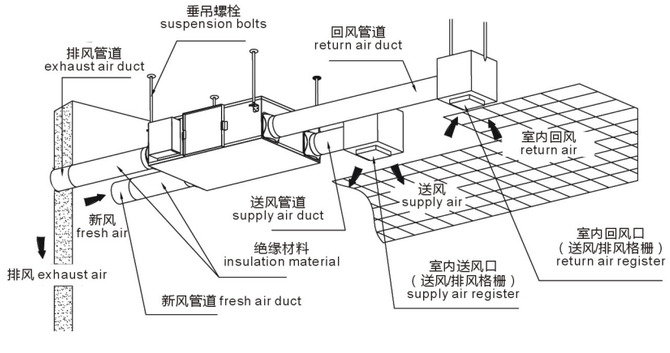

Commercial Enthalpy Fresh-Air Exchanger
商用型全热新风交换机

Schematic Design 方案设计

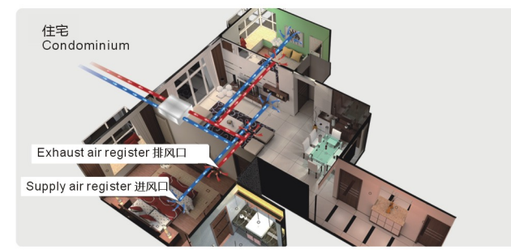

Electrical Ratings 技术参数

产品型号 Model No .	额定电压/ 频率/ 相数 Rated Voltage/ Frequency/ Phase	功率 Power (W)	风量 Air Volume (m^3/h)	静压 Static Pressure (Pa)	温度交换效率 Sensible Heat Efficiency (%)		焓交换效率 Enthalpy Efficiency (%)		噪音 Noise (dB)	管口尺寸 Duct Size (mm)	外形尺寸 Unit Size H x W x L (mm)	净重 Net Weight (kg)
					制冷 Cooling Load	制热 Heating Load	制冷 Cooling Load	制热 Heating Load				
QFA-D150R	220V~/ 50Hz/ 1Ph	65	150	100	57.5	79	60	70	38	125	250×550×798	26
QFA-D250R		100	250	130	61	78	59.5	69	40	125	250×550×798	26
QFA-D350R		153	350	150	50	78	60	69.5	42	150	280×660×910	35
QFA-D500R		180	500	160	57.5	71	57.5	67.5	43	150	280×660×910	35
QFA-D800R		268	800	200	57.5	70.5	56.5	66.5	45	250	376×760×1120	75
QFA-D1000R		315	1000	354	60.5	72	57	67	48	250	376×1060×1120	85
QFA-D1500R		1200	1500	310	57.5	70.5	56.5	67	50	315	752×860×1620	185
QFA-D2000R		1530	2000	348	60.5	72	57	67	52	315	752×1060×1620	200

Remark 备注

1.The noise level is the data when the fan is tested with duct in our lab, the tolerance is +3dB , -7dB.
2.The unit dimension is not including the size of hanging hook and the inlet and outlet parts.

1、表中所列噪音值是本公司噪音室里接上进出风管后测试的数据，有+3dB，-7dB公差值范围。
2、外形尺寸不含吊钩及进出风口尺寸。

Commercial Enthalpy Fresh-Air Exchanger
商用型全热新风交换机

External Dimensions 外形尺寸图

QFA-D150R QFA-D250R QFA-D350R

QFA-D500R QFA-D800R QFA-D1000R

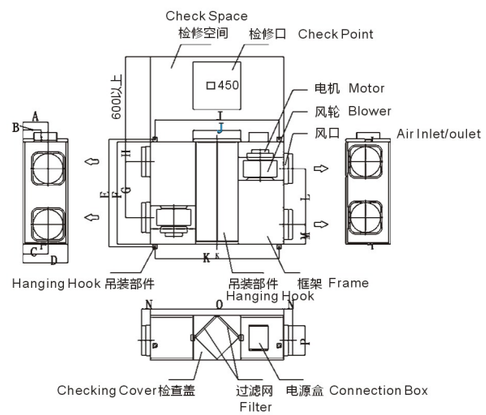

Dimension Table 尺寸表

Units 单位:mm

型号 Model No.	A	B	C	D	E	F	G	H	I	J	K	L	M	N	O	P
QFA-D150R	170	50	170	250	592	550	388	81	721	274	721	388	81	65	798	Φ125
QFA-D250R	170	50	170	250	592	550	388	81	721	274	721	388	81	65	798	Φ125
QFA-D350R	192	50	192	250	702	600	482	89	833	304	833	482	89	74	910	Φ148
QFA-D500R	192	50	192	280	702	600	482	89	833	304	833	482	89	74	910	Φ148
QFA-D800R	210.5	152	210.5	376	902	860	469	166.5	1043	400	1043	469	166.5	74	1120	Φ250
QFA-D1000R	210.5	152	210.5	376	1102	1060	565.5	166.5	1043	400	1043	565.5	166.5	74	1120	Φ250

Performance Curve 性能曲线图

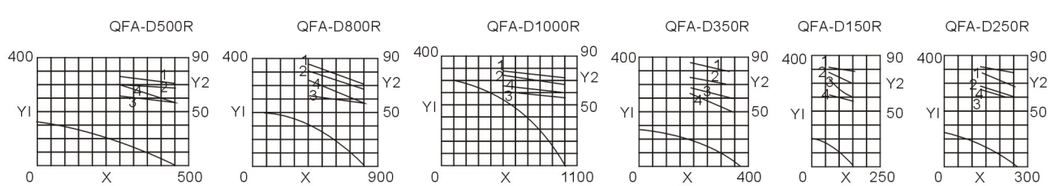

1、温度交换率 (制热时) Sensible Heat Efficiency (heating load)
2、焓交换率 (制热时) Enthalpy Efficiency (heating load)
3、焓交换率 (制冷时) Enthalpy Efficiency (cooling load)
4、温度交换率 (制冷时) Sensible Heat Efficiency (cooling load)

X风量 Air Volume (m^3/h)
Y1静压 Static Pressure (Pa)
Y2交换效率 Efficiency Of Exchange (%)

Commercial Enthalpy Fresh-Air Exchanger
商用型全热新风交换机

External Dimensions 外形尺寸图

QFA-D1500R QFA-D2000R

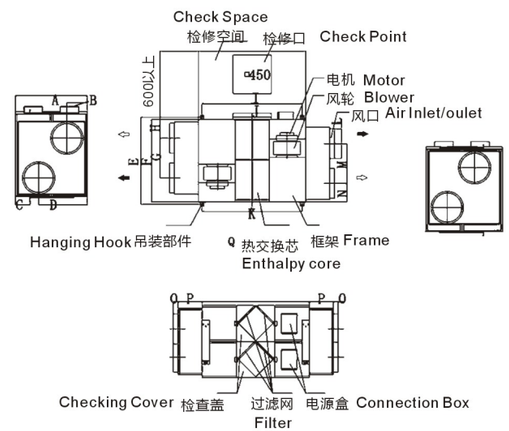

Dimension Table 尺寸表

Units 单位:mm

型号 Model No.	A	B	C	D	E	F	G	H	I	J	K	L	M	N	O	P	Q
QFA-D1500R	752	214	155	508	909	860	415	194	1043	400	1043	Φ312	415	194	51	250	1120
QFA-D2000R	752	214	155	508	1109	1060	515	194	1043	400	1043	Φ312	415	194	51	250	1120

Performance Curve 性能曲线图

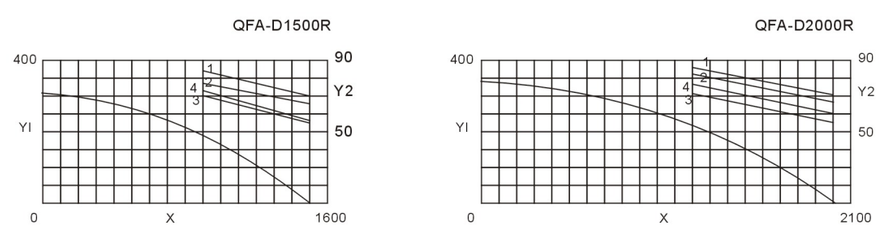

1、温度交换率 (制热时) Sensible Heat Efficiency (heating load)
2、焓交换率 (制热时) Enthalpy Efficiency (heating load)
3、焓交换率 (制冷时) Enthalpy Efficiency (cooling load)
4、温度交换率 (制冷时) Sensible Heat Efficiency (cooling load)

X风量 Air Volume (m^3/h)
Y1静压 Static Pressure (Pa)
Y2交换效率 Efficiency Of Exchange (%)

Bathroom Master
浴霸

The NEDFON Bathroom Master is the newly developed ceiling mounted heating-ventilation equipment for bathroom use. Its intellectual heating system is prominently superior to the traditional lamp heating type -- much quicker and uniform heating for every corner of the bathroom. The renovated uncharged-surface PTC heater, together with the temperature protector & sensor, ensure the safer bath environment for users. Moreover, its compact but fashion design fit for the modern decoration style.

绿岛风浴霸系列是我司专为浴室通风取暖系统而研发的又一革命性杰作。其智能快暖系统明显优胜于传统的灯暖式 暖得更快更全面；本产品采用创新的表面不带电PTC发热器，在温度保护器、温度传感器的双重保护下，带给用户更安全的沐浴环境；小巧但时尚的设计适合追求别具生活格调的您。

Anion filter，healthier indoor air 负离子过滤网，室内空气更健康

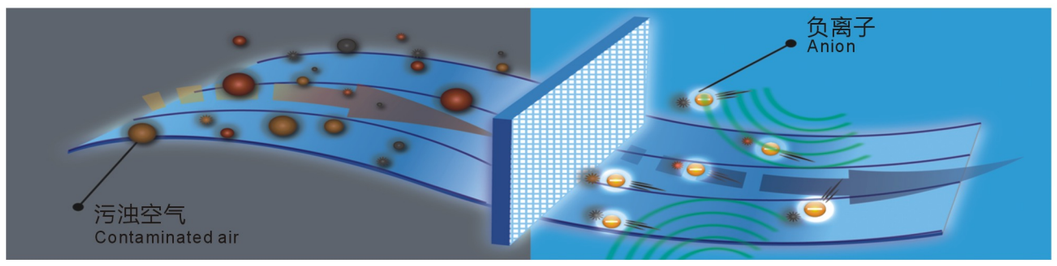

When you start the dryer working mode, the air will be filtered by the filter net, and then the Bathroom Master will release the anion in a scientific proportion, thus highly purify the indoor air, offers the healthier bath circumstance to you.

在入浴后启动干燥运行状态，此时空气将经过防尘过滤网迅速隔离，结合负离子技术释放科学深度负氧离子，具有空气杀菌、防辐射等，高效净化室内空气；让您健康沐浴。

Dryer function, offers you a dry and comfort bathroom 干燥选择，让你干爽更怡人

With the help of Dual-circulating motor, it takes care of your bath comfort from start to end: During your bath time, it can exhaust out the moisture and vapor very quickly, thus keeping you away from the disturbance of mould, and feeling comfortably dry; Meanwhile, there are two options about the air supply "hot air" or "cool air", which you can select according to your need. Moreover, the dryer function also could be used to dry your clothes in the bathroom.

双循环马达全程照料您的沐浴过程，使您在沐浴过程中让室内潮气、水蒸气快速排出，使室内远离霉菌，营造干爽环境，同时更具有"热风""凉风"两种送风模式，让您的舒适感觉自由转换。干燥的运行状态同样具有干房干衣的效果，让您空间干爽之余还能让您衣服快速干燥。

Bathroom Master
浴霸

Intellectual Heating System, much quicker and uniform heating 智能快暖系统暖得更快更全面

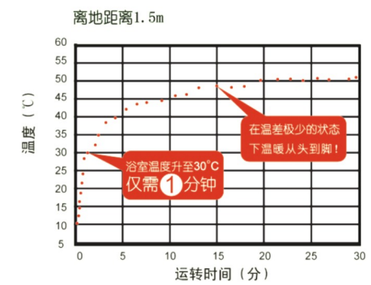

Test condition: before testing the room tem. is 5℃
测试条件:测定初时室温为5度
Bathroom being tested: WxDxH=1.6x1.6x2.2m
浴室大小：WxDxH=1.6x1.6x2.2m

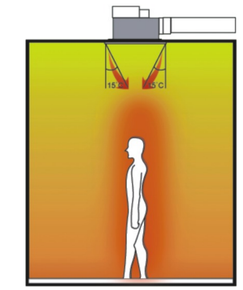

Spot Mode 集中送风模式
Air stream spot around your body, quicker warm feelings.
集中送风模式，气流包围全身，速暖性强

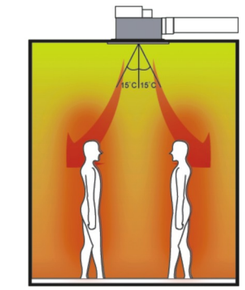

Wide Mode 扩散送风模式
Heating every corner of the bathroom, constant warm feelings
扩散送风模式，温暖浴室每一处，恒温性高

Quicker Heating-room temperature can be raised to 30℃ in 1 minute
暖先锋-1分钟内可升至30℃

Our renovated uncharged-surface PTC heater is much superior to the mainstream infra-red lamp, offering you much stronger heat and quicker raise the bathroom temperature to your satisfaction.

自行研发大功率不带电PTC加热器与国内主流的红外线灯、PTC产品相比速暖力更强劲，性能更优异，可短时间内将您的浴室升至最佳温度。

Thorough heating to every corner
整体浴暖 速暖不留死角

Our Bathroom Master has 3 air supply angle (60°、90°、120°). With the two airstreams delivering mode：Spot Mode & Wide Mode, it can help to bring heat to every corner of the bathroom and give you warm feelings from head to feet.

我司浴霸系列有三个角度(60°、90°、120°) 大范围送风。搭配SPOT集中式和WIDE扩散式两种送风模式，将温暖均匀送至浴室每一个角落，让您尽享从头到脚的全身温暖。

Fashionable design showing your style 品位设计，气息更时尚



The floating and graceful design of the air grille matches your unique style decoration and can meet your different tastes on different colors: The Pearl White color shows the simple but elegant taste; The China Red color shows your adventurous & young character; The Champagne Gold color reveals your noble & graceful taste.

飘逸及高雅的风网设计，可搭配您独特的室内装饰风格，并且多种颜色的选择更能彰显您不同的品味：简洁的珍珠白突显您的简约优雅品味；明朗的中国红显现您年轻前卫的个性；金属质感的香槟金尽显您的高贵优雅品味。

Bathroom Master
浴霸

Safe care technology, gives you a safer bath circumstance 安全技术保护，全家享浴更保障



Uncharged-surface PTC heater
不带电PTC发热体

The renovated PTC heater's aluminum tubes are entirely sealed, thus ensuring better insulation and higher temperature enduring performance. It is unlike the other charged surface PTC heater, which is agglutinated by the silicone, and when the moisture is heavy in the bathroom, there are risks of short circuit.

铝管全包的发热陶瓷片，绝缘性能极高，耐高温。不同于其他带电PTC发热体使用硅胶粘贴，防潮性差。散热片带电，当浴室水雾气过大时，容易造成电极短路等安全隐患。

Dual-protection by the Thermal protector & sensor
加热用双重温度保护器

The thermal protector and temperature sensor are used to offer you dual-protection on the electrical safety.

采用加热温控保护器、温度传感器双重安全保护，安全性能大幅提升。

Remote Control, more convenient and user-friendly 无线控制，便利更显人性化

Water-proof casing
防水外壳

Remote controller with splash-proof LCD screen -- IPX4 standard, endurable in use

防溅水液晶控制器，防水标准达IPX4，耐用可靠。

Exhaust Function
换气功能

The EXHAUST function can keep exhausting the air from your bathroom for 24hrs continuously.

换气扇模式可24小时持续进行室内换气。

Heating Function
取暖功能

The heater and the fan work together to keep you warm while you are having a bath.

入浴时，由加热器及风扇的运转来保持室内温暖。

Drying Function
干燥功能

You can select to use the COOL AIR DRY or WARM AIR DRY to dry the bathroom quickly.

使浴室快速干燥，可根据需求进行凉/热风干燥模式的选择。

Bathroom Master
浴霸

PTC Heater风暖 VS Infra-red Lamp Heater灯暖

Items 对比项目 / Type 产品类型	NEDFON PTC-heater bathroom master 绿岛风浴霸飘扬系列	Infra-red Lamp bathroom master 灯暖式浴霸
Comfortness 舒适	Heating every corner, thorough warm from head to feet 全方位速暖,不留死角温暖全身	Nonuniform heating, bather's upper half is warm while their lower half remains cold 头热脚凉, 受热不均衡
Heating Efficiency 加热效率	High heating power, thus heating the whole area in a much shorter period, high efficiency in energy saving. 大功率PTC加热，缩短加热时间，短时间内使空间全方位温暖，高效节能	The lamp heater can generate the heat very quick, but nonuniform heating to the room. 灯暖发热快, 但辐射范围小
Safety Performance 安全性能	The uncharged-surface PTC heater, together with the thermal protector & temperature sensor offers you dual protection. 不带电PTC发热元件,配置加热用温控器,温度传感器双重保护	Blinding light, danger of Electromagnetic Radiance. 强光刺眼, 电磁辐射伤害
Service Life 寿命	Superior flame retardant components & advanced motor manufacturing technology makes it longer service life. 配件阻燃性强,优质电机制造技术	The infrared lamp bulb is easy to get broken 长期使用普通发热灯泡容易破碎

External Dimensions 外形尺寸图

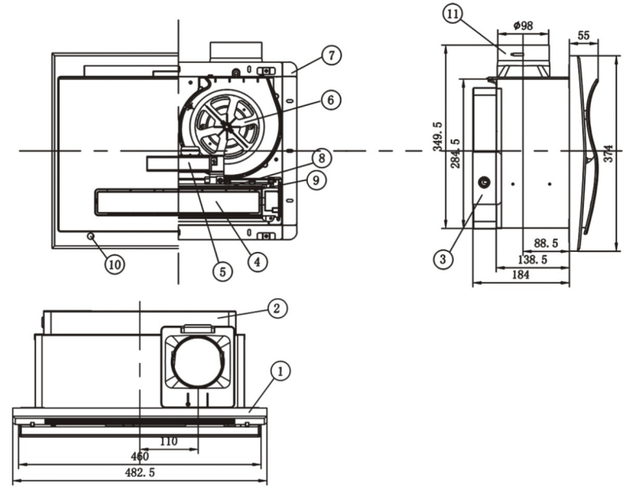

序号Serial No.	部品名称	Part Description
①	面板组合	Air Grille Assembly
②	电路板盖板	Circuit Board Cover
③	电源线盖板	Power Cord Cover
④	导风线	Air Deflector
⑤	信号接收器	Signal Receiver
⑥	换气扇叶	Blower Wheel
⑦	机体	Casing
⑧	加热器保护罩	Shield of Heater
⑨	加热器组合	Heater Assembly
⑩	螺丝盖	Screw Cover
⑪	出风口	Air Outlet

Electrical Ratings 技术参数

产品型号 Model No.	额定电压/ 频率/ 相数 Rated Voltage/ Frequency/ Phase	功率 Power (W)	电流 Current (A)	换气风量 Air volume of Exhaust (m^3/h)		噪音 Noise (dB)					净重 Net Weight (kg)	安装信息 Installation Information			
				高档 High	低档 Low	取暖 Heat		换气 Exhaust		干燥 Mode		开孔尺寸 Hole-cutting Size (mm)	面板尺寸 Panel Size (mm)	接管尺寸 Dia. of Pipe (mm)	机身厚度 Casing Thickness (mm)
						高档 High	低档 Low	高档 High	低档 Low						
BQT10-22A-40	220V~ / 50Hz / 1Ph	2500	11.50	175	105	47	43	38	31	47	8.5	400 x 290	483 x 373	Φ100	184

DKT Centrifugal Ventilator
DKT柜式离心风机

LD Series low noise and fire-proof box ventilator is the perfect equipment by thoroughly adopted、absorbed and improved the most advanced technology of home and abroad. Widely be used at high-class hotel and residential area, office building, movie and showplace, department store, hospital, basement, restarurant, for ventilating and exhausting or as the main equipment of the air-conditioner unit of the above environments. Besides, they can be used spreadly at the factories for ventilating. Compact structure, reliable function, convenient installation, easy maintenance, low noise, high efficiency, perfect operating, tolerant over-heating. All the above advantages have uplifted itself to be the latest air purifying pioneer and to meet the highest standard of the international and to be the most newest and preferred accompanying equipment to the air-conditoner units. DKT Series products inchude DKT9、DKT10、DKT12、DKT15、DKT18、DKT20、DKT22、DKT25、DKT27、DKT30 and etc. Every model has two types: type A with motor outside the cabinet and type B with motor inside the cabinet so that can meet different requirements to the varied environments and purposes.

绿岛风系列低噪音消防通风柜式风机是我厂吸收国内外先进技术、经消化、改进研制出来的。广泛适用于高级宾馆、写字楼、影剧院、高级商住楼、商场、医院、地下室、餐厅的通风排气之用，也可以作为上述地方的中央空调机组风机段主机。除此之外还可作为一般工厂的通风换气之用。它具有结构紧凑、可靠性高、安装简捷、维护方便、噪音低、效率高、运行平衡、耐高温等优点，其性能指标达到当今国际先进水平，是新一代空气净化和空调机组的最佳配套风机。

产品目前拥有DKT9、DKT10、DKT12、DKT15、DKT18、DKT20、DKT22、DKT25、DKT27、DKT30等多种型号，且同一型号均有A型（电机外置）和B型（电机内置）两大类，可满足不同场所和不同用途之要求。

DKT Centrifugal Ventilator
DKT柜式离心风机

Product Structure 产品外形

Type A Structure
A型结构图

Type B Structure
B型结构图

Inlet/Outlet Chart 进风口/出风口示意图

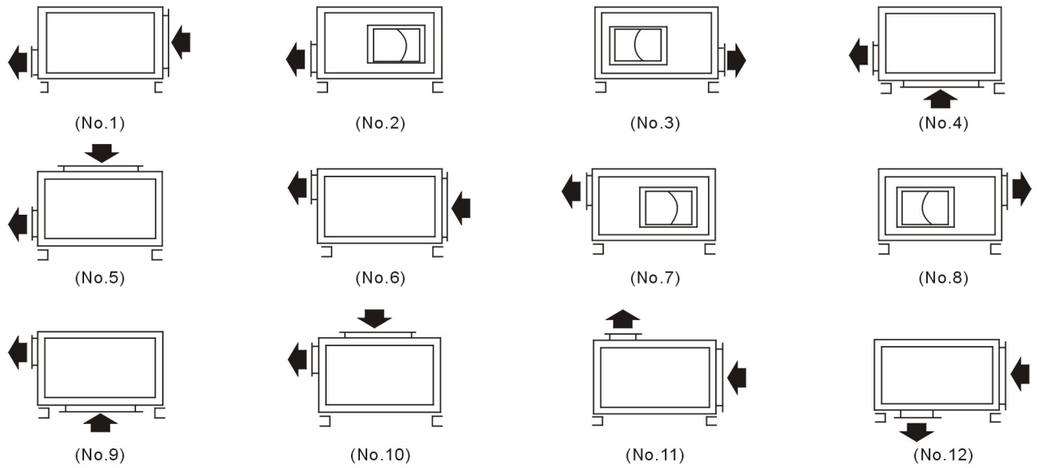

Model Explanation 型号说明

D KT 18 - 3 - 5 - S - A(B) (3)

第 3 号进风口 / 出风口示意图	Inlet / Outlet air direction as chart No.: 3
A型为电机外置 B型为电机内置	Type A with the motor outside the cabinet Type B with the motor inside the cabinet
单速不标注，双速用S表示	Single speed without mark, Double speed with S mark
第 5 设计序号	Design serial No.:5
第 3 序号转速	Rotating speed code No.:3
风轮直径(英寸)	Impeller diameter(Inch)
空气调节用	For air flow adjustment purpose
离心前弯式风轮	Forward-bending centrifugal type impeller

DKT Centrifugal Ventilator
DKT柜式离心风机

External Dimensions 外形尺寸图

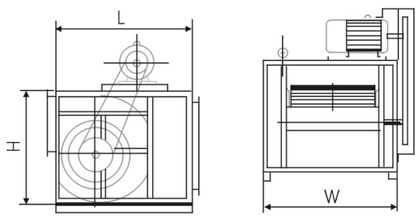

Type A 电机外置 Outside Motor

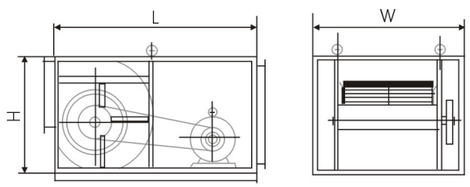

Type B 电机内置 Inside Motor

Dimension Table 尺寸表

Units 单位:mm

型号 Model No	外形尺寸 External Dimensions (mm)				出风口内尺寸 Outlet Inside Dimension (mm)		进风口内尺寸 Inlet Inside Dimension (mm)		地脚尺寸 Mounting Bracket (mm)			安装孔 Hole For Installation (mm)	净重 Net Weight (kg)	
	宽 (W)	高 (H)	长(L)		宽 (W)	高 (H)	宽 (W)	高 (H)	长(L)		宽 (W)			
			A型Type A	B型Type B					A型Type A	B型Type B			A型Type A	B型Type B
DKT9	650	520	522	750	291	291	544	414	362	580	750	Φ12	93	89
DKT10	700	550	582	800	325	325	584	444	392	630	800	Φ12	105	98
DKT12	740	660	654	950	407	407	634	554	484	780	840	Φ12	128	119
DKT15	900	820	805	1100	510	510	794	714	635	930	1000	Φ12	140	130
DKT18	930	910	872	1200	571	571	824	804	702	1030	1030	Φ12	204	196
DKT20	1050	1000	968	1300	641	641	944	894	798	1130	1150	Φ12	280	264
DKT22	1150	1100	1062	1400	717	717	1044	994	892	1230	1250	Φ12	323	307
DKT25	1230	1250	1160	1500	803	803	1124	1144	990	1330	1330	Φ12	371	359
DKT27	1550	1400	1250	1650	901	901	1444	1294	1080	1480	1650	Φ12	511	498
DKT30	1600	1600	1400	1850	1009	1009	1494	1494	1230	1680	1700	Φ12	586	564

Remark: 1、The height of base bracket is not included into the above-listed height of A、B type.
2、For the model with motor on top, the height of motor is not included into the height as listed above.
3、The weight of motor is not included into the weight of DKT fan as listed above.
4、For the Type A model, the width of belt shield and motor are not included into the specification width as listed above.
5、For the option of inlet/outlet chart No. 11, the motor can be only positioned aside.
6、For the option of inlet/outlet chart No.(11) & (12) of DKT25 Type A, the external length & base length will be increased by 50mm; For the option of inlet/outlet chart No.(11) & (12) of DKT27 and DKT30, the external length & base length will be increased by 100mm.

备注：1、以上A、B型柜式风机高度未计算地脚高度。
2、以上A型柜式风机高度未包括电机顶置的高度。
3、柜式风机的重量未包括电机的重量。
4、A型柜式风机宽度未包括皮带罩的宽度和电机侧置的宽度。
5、当选用柜机的进风口/出风口示意图第11时，电机只能做侧面安装。
6、A型DKT25柜机的进风口/出风口示意图第（11）、（12）外形尺寸和地脚尺寸，长度各增加50mm；
DKT27、DKT30柜机 的进风口/出风口示意图第（11）、（12）外形尺寸和地脚尺寸，长度各增加100mm。

DKT Centrifugal Ventilator
DKT柜式离心风机

DKT 9 Performance Curve DKT9 性能曲线图

DKT9 性能曲线上的工作区域
Operation area in DKT 9 Performance Curve

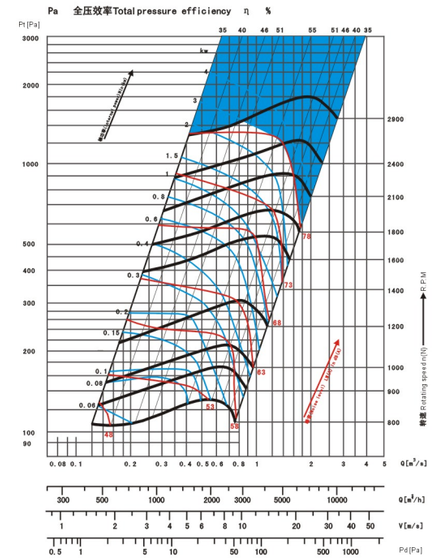

DKT9 风机性能图 DKT9 performance

转速序号 Rotating Speed No.	转速 Rotating Speed (R.P.M.)	设计序号 Design Speed No.	风量 Air Volume (m³/h)	静压 Static Pressure (Pa)	全压 Total Pressure (Pa)	功率 Power (kw)	噪音 Noise (dB)
1	900	1	1860	155	170	0.55	59
		2	2376	142	167		
		3	2561	137	166		
		4	2836	122	158		
		5	3048	108	149		
2	1000	1	2066	191	210	0.55	62
		2	2640	175	206		
		3	2845	169	205		
		4	3151	151	195		
		5	3387	133	184		
3	1100	1	1592	226	243	0.75	63
		2	2249	228	251		
		3	2634	224	255		
		4	3142	205	249		
		5	3439	183	236		
4	1200	1	2479	275	302	1.1	67
		2	3168	252	297		
		3	3414	243	295		
		4	3781	217	281		
		5	4064	191	265		
5	1300	1	2307	316	339	1.1	68
		2	2658	319	350		
		3	3010	316	356		
		4	3713	286	347		
		5	4064	256	330		

Remark: 1. The technical data is tested at 380V~/50Hz/3Ph.
2. Customized rated voltage and frequency are available.

备注：1、以上所有参数均由380V~/50Hz/3Ph进行测试。
2、可根据客户的额压电压和频率来订做合适的产品。

DKT10 Performance Curve DKT10 性能曲线图

DKT10 性能曲线上的工作区域
Operation area in DKT 10 Performance Curve

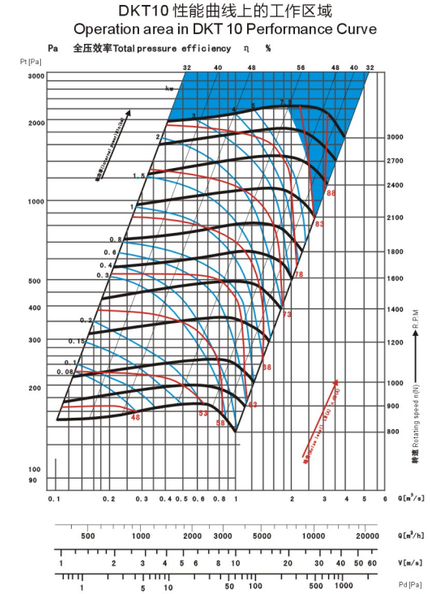

DKT10 风机性能图 DKT10 performance

转速序号 Rotating Speed No.	转速 Rotating Speed (R.P.M.)	设计序号 Design Speed No.	风量 Air Volume (m³/h)	静压 Static Pressure (Pa)	全压 Total Pressure (Pa)	功率 Power (kw)	噪音 Noise (dB)
1	900	1	1838	187	202	0.55	62
		2	3193	186	207		
		3	2780	173	207		
		4	3325	156	195		
		5	3862	112	175		
2	1000	1	2102	230	250	0.75	64
		2	2437	229	256		
		3	3089	213	256		
		4	3694	180	241		
		5	4180	138	216		
3	1100	1	2681	278	310	1.1	66
		2	3398	258	310		
		3	4064	217	291		
		4	4403	184	271		
		5	4598	167	262		
4	1200	1	2441	333	359	1.5	68
		2	2924	330	369		
		3	3707	307	368		
		4	4433	259	346		
		5	4803	219	322		
5	1300	1	3168	388	433	1.5	70
		2	4015	360	432		
		3	4803	303	407		
		4	5204	258	378		
		5	5434	233	365		

Remark: 1. The technical data is tested at 380V~/50Hz/3Ph.
2. Customized rated voltage and frequency are available.

备注：1、以上所有参数均由380V~/50Hz/3Ph进行测试。
2、可根据客户的额压电压和频率来订做合适的产品。

DKT Centrifugal Ventilator
DKT柜式离心风机

DKT12 Performance Curve DKT12 性能曲线图

DKT12 性能曲线上的工作区域
Operation area in DKT 12 Performance Curve

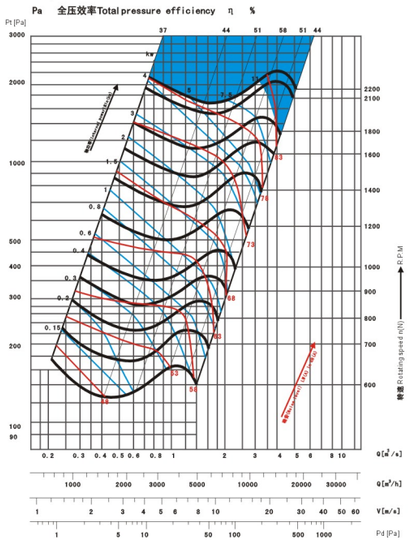

DKT12 风机性能图 DKT12 performance

转速序号 Rotating Speed No.	转速 Rotating Speed (R.P.M.)	设计序号 Design Speed No.	风量 Air Volume (m³/h)	静压 Static Pressure (Pa)	全压 Total Pressure (Pa)	功率 Power (kw)	噪音 Noise (dB)
1	700	1	2612	159	178	0.75	69
		2	3375	174	205		
		3	3812	173	214		
		4	4517	165	222		
		5	4972	153	222		
2	800	1	2958	207	231	1.1	65
		2	3460	213	247		
		3	3857	227	268		
		4	5162	216	290		
		5	5412	216	298		
3	900	1	3328	262	293	1.5	67
		2	3865	270	311		
		3	4339	287	340		
		4	5808	273	367		
		5	6392	253	366		
4	1000	1	3690	323	361	1.5	59
		2	4233	332	381		
		3	4821	355	419		
		4	6453	337	453		
		5	7103	312	452		
5	1100	1	4066	391	437	2.2	61
		2	4712	403	464		
		3	5303	429	507		
		4	7098	408	548		
		5	7813	378	548		

Remark: 1. The technical data is tested at 380V~/50Hz/3Ph.
2. Customized rated voltage and frequency are available.

备注：1、以上所有参数均由380V~/50Hz/3Ph进行测试。
2、可根据客户的额压电压和频率来订做合适的产品。

DKT15 Performance Curve DKT15 性能曲线图

DKT15 性能曲线上的工作区域
Operation area in DKT 15 Performance Curve

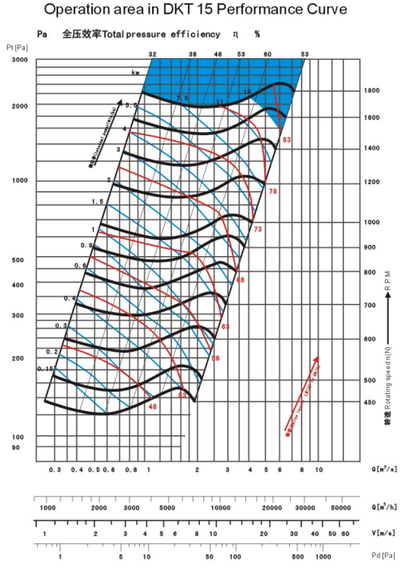

DKT15 风机性能图 DKT15 performance

转速序号 Rotating Speed No.	转速 Rotating Speed (R.P.M.)	设计序号 Design Speed No.	风量 Air Volume (m³/h)	静压 Static Pressure (Pa)	全压 Total Pressure (Pa)	功率 Power (kw)	噪音 Noise (dB)
1	600	1	3910	211	230	1.1	57
		2	4956	220	250		
		3	5796	214	254		
		4	6436	214	264		
		5	7129	200	261		
2	700	1	4562	289	313	1.5	61
		2	5782	300	340		
		3	6762	291	346		
		4	7508	291	359		
		5	8317	272	355		
3	800	1	5213	376	409	2.2	64
		2	6608	392	444		
		3	7728	380	452		
		4	8321	382	465		
		5	9505	355	464		
4	850	1	5100	407	438	3	63
		2	6110	413	457		
		3	7218	423	485		
		4	9100	430	529		
		5	10010	420	540		
5	900	1	5865	476	517	3	67
		2	6410	462	512		
		3	7434	496	562		
		4	8694	481	572		
		5	10693	450	587		
6	1000	1	6517	588	639	4	70
		2	8259	612	694		
		3	9660	594	707		
		4	10594	596	731		
		5	11881	555	725		
7	1050	1	6843	648	704	4	71
		2	7410	629	695		
		3	8672	675	766		
		4	10143	655	776		
		5	12475	612	800		

Remark: 1. The technical data is tested at 380V~/50Hz/3Ph.
2. Customized rated voltage and frequency are available.

备注：1、以上所有参数均由380V~/50Hz/3Ph进行测试。
2、可根据客户的额压电压和频率来订做合适的产品。

DKT Centrifugal Ventilator
DKT柜式离心风机

DKT18 Performance Curve DKT18性能曲线图

DKT18 性能曲线上的工作区域
Operation area in DKT 18 Performance Curve

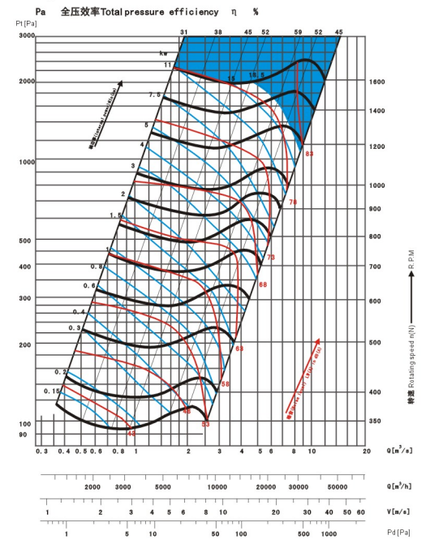

DKT18 风机性能图 DKT18 performance

转速序号 Rotating Speed No.	转速 Rotating Speed (R.P.M.)	设计序号 Design Speed No.	风量 Air Volume (m³/h)	静压 Static Pressure (Pa)	全压 Total Pressure (Pa)	功率 Power (kw)	噪音 Noise (dB)
1	600	1	5782	262	276	2.2	60
		2	6788	257	277		
		3	8894	285	319		
		4	9771	251	293		
		5	10911	247	299		
2	650	1	6278	309	326	2.2	60
		2	7540	308	333		
		3	8501	312	343		
		4	10110	319	364		
		5	11800	324	384		
3	700	1	6763	358	378	3	62
		2	7929	357	385		
		3	10241	367	412		
		4	11543	373	431		
		5	12878	375	447		
4	750	1	7228	411	434	4	64
		2	9743	415	456		
		3	10971	422	474		
		4	11997	427	489		
		5	13531	431	510		
5	800	1	7710	468	494	4	65
		2	9167	467	503		
		3	11704	480	539		
		4	13170	488	563		
		5	14500	491	581		
6	850	1	8200	528	557	5.5	67
		2	9720	527	568		
		3	11124	533	587		
		4	13889	550	633		
		5	15318	554	655		
7	900	1	9540	590	630	5.5	69
		2	10920	594	645		
		3	13285	608	684		
		4	15140	619	718		
		5	16720	621	742		

Remark: 1. The technical data is tested at 380V~/50Hz/3Ph.
2. Customized rated voltage and frequency are available.

备注：1、以上所有参数均由380V~/50Hz/3Ph进行测试。
2、可根据客户的额压电压和频率来订做合适的产品。

DKT20 Performance Curve DKT20性能曲线图

DKT20 性能曲线上的工作区域
Operation area in DKT 20 Performance Curve

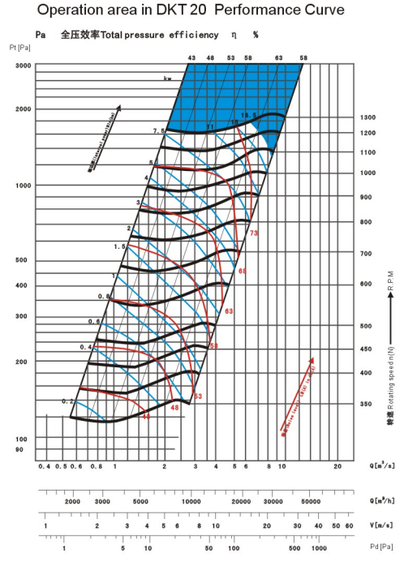

DKT20 风机性能图 DKT20 performance

转速序号 Rotating Speed No.	转速 Rotating Speed (R.P.M.)	设计序号 Design Speed No.	风量 Air Volume (m³/h)	静压 Static Pressure (Pa)	全压 Total Pressure (Pa)	功率 Power (kw)	噪音 Noise (dB)
1	500	1	7591	281	297	2.2	60
		2	9327	289	314		
		3	11330	297	334		
		4	12586	297	343		
		5	13912	291	346		
2	600	1	8269	330	350	3	62
		2	9716	329	356		
		3	12163	326	369		
		4	13710	321	375		
		5	15161	313	379		
3	650	1	9101	393	416	3	64
		2	11021	404	438		
		3	12832	413	459		
		4	14543	416	476		
		5	16355	407	484		
4	700	1	9647	455	481	4	66
		2	11329	465	501		
		3	14297	481	539		
		4	16181	482	556		
		5	17812	470	561		
5	750	1	10336	522	552	5.5	67
		2	13754	545	599		
		3	15517	553	622		
		4	17208	553	638		
		5	19021	541	644		
6	800	1	11025	594	629	5.5	69
		2	12848	606	654		
		3	16471	629	706		
		4	18310	630	726		
		5	20129	617	733		
7	850	1	11750	671	710	7.5	68
		2	13900	687	742		
		3	15910	702	774		
		4	18768	712	813		
		5	22010	688	827		

Remark: 1. The technical data is tested at 380V~/50Hz/3Ph.
2. Customized rated voltage and frequency are available.

备注：1、以上所有参数均由380V~/50Hz/3Ph进行测试。
2、可根据客户的额压电压和频率来订做合适的产品。

DKT Centrifugal Ventilator
DKT柜式离心风机

DKT22 Performance Curve DKT22性能曲线图

DKT22 性能曲线上的工作区域
Operation area in DKT 22 Performance Curve

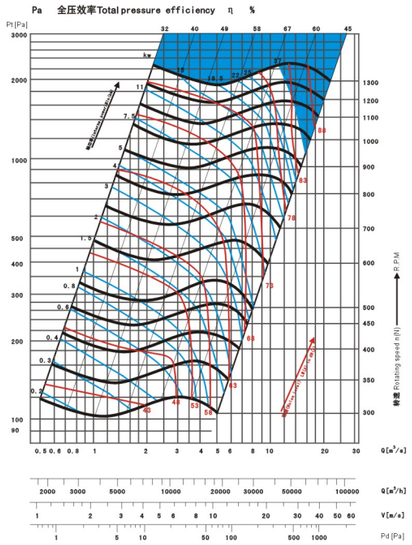

DKT22 风机性能图 DKT22 performance

转速序号 Rotating Speed No.	转速 Rotating Speed (R.P.M.)	设计序号 Design Speed No.	风量 Air Volume (m³/h)	静压 Static Pressure (Pa)	全压 Total Pressure (Pa)	功率 Power (kw)	噪音 Noise (dB)
1	500	1	9500	268	274	3	57
		2	11000	266	275		
		3	12917	274	286		
		4	15103	290	306		
		5	16378	298	317		
2	550	1	10181	326	334	4	60
		2	12371	344	355		
		3	15130	379	394		
		4	16610	397	417		
		5	18112	410	434		
3	600	1	12112	395	405	4	62
		2	13780	413	426		
		3	16318	448	468		
		4	18098	472	469		
		5	20102	490	519		
4	650	1	12531	459	470	5.5	65
		2	14313	476	491		
		3	17173	518	540		
		4	19022	546	574		
		5	21411	573	606		
5	700	1	13826	535	549	5.5	66
		2	15718	557	575		
		3	17502	585	607		
		4	21042	642	674		
		5	23271	666	705		
6	750	1	14561	612	627	7.5	69
		21	16617	636	656		
		3	19153	678	705		
		4	22197	732	767		
		5	25121	766	812		
7	800	1	15431	696	713	11	69
		2	17966	728	751		
		3	21539	794	827		
		4	24282	843	885		
		5	26310	868	918		

Remark: 1. The technical data is tested at 380V~/50Hz/3Ph.
2. Customized rated voltage and frequency are available.

备注：1、以上所有参数均由380V~/50Hz/3Ph进行测试。
2、可根据客户的额压电压和频率来订做合适的产品。

DKT25 Performance Curve DKT25性能曲线图

DKT25 性能曲线上的工作区域
Operation area in DKT 25 Performance Curve

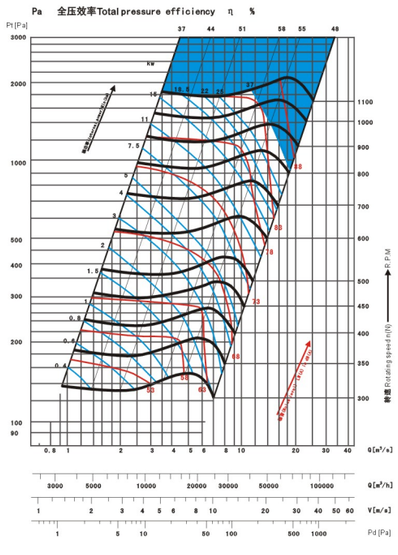

DKT25 风机性能图 DKT25 performance

转速序号 Rotating Speed No.	转速 Rotating Speed (R.P.M.)	设计序号 Design Speed No.	风量 Air Volume (m³/h)	静压 Static Pressure (Pa)	全压 Total Pressure (Pa)	功率 Power (kw)	噪音 Noise (dB)
1	400	1	11760	221	237	3	62
		2	13434	222	241		
		3	16783	224	254		
		4	18458	224	261		
		5	20132	222	266		
2	450	1	13530	280	300	4	64
		2	16790	282	313		
		3	18923	283	322		
		4	20876	283	331		
		5	23101	280	338		
3	500	1	14820	346	370	5.5	67
		2	16931	347	378		
		3	20111	349	393		
		4	22971	349	407		
		5	25210	347	417		
4	550	1	17340	419	452	7.5	70
		2	19371	420	461		
		3	23137	423	481		
		4	25379	423	493		
		5	27682	420	504		
5	600	1	17570	498	532	7.5	71
		2	20152	499	544		
		3	25131	503	572		
		4	27387	503	585		
		5	31097	498	604		
6	650	1	19110	585	625	11	73
		2	20110	585	629		
		3	24552	588	655		
		4	29153	591	684		
		5	32751	587	704		
7	700	1	21137	679	728	15	76
		2	24611	681	747		
		3	29267	685	779		
		4	32310	685	800		
		5	35230	681	817		

Remark: 1. The technical data is tested at 380V~/50Hz/3Ph.
2. Customized rated voltage and frequency are available.

备注：1、以上所有参数均由380V~/50Hz/3Ph进行测试。
2、可根据客户的额压电压和频率来订做合适的产品。

DKT Centrifugal Ventilator
DKT柜式离心风机

DKT27 Performance Curve DKT27性能曲线图

DKT27 性能曲线上的工作区域
Operation area in DKT 27 Performance Curve

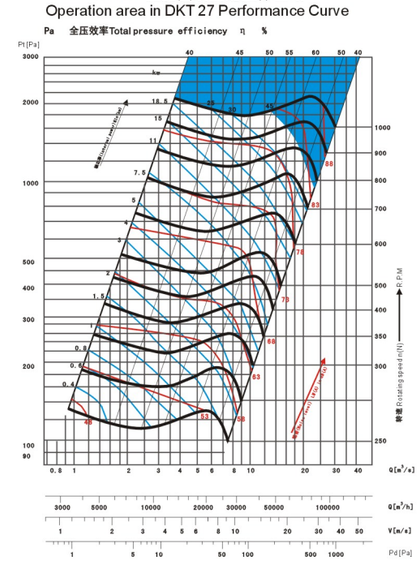

DKT27 风机性能图 DKT27 performance

转速序号 Rotating Speed No.	转速 Rotating Speed (R.P.M.)	设计序号 Design Speed No.	风量 Air Volume (m³/h)	静压 Static Pressure (Pa)	全压 Total Pressure (Pa)	功率 Power (kw)	噪音 Noise (dB)
1	400	1	17810	267	290	5.5	62
		2	19387	268	295		
		3	23818	273	314		
		4	25872	275	323		
		5	28060	274	331		
2	435	1	20410	317	347	7.5	65
		2	23530	320	360		
		3	26281	323	373		
		4	28840	325	385		
		5	31521	323	395		
3	475	1	21270	377	410	7.5	66
		2	23637	379	419		
		3	26251	382	432		
		4	28650	386	445		
		5	31000	387	457		
4	500	1	21973	418	453	11	68
		2	23631	419	459		
		3	28520	425	484		
		4	31260	428	499		
		5	34960	429	517		
5	550	1	23920	506	547	11	70
		2	26719	507	559		
		3	30726	513	582		
		4	35014	519	608		
		5	38960	519	623		
6	600	1	25730	602	650	15	72
		2	27353	602	656		
		3	32720	610	687		
		4	38910	618	728		
		5	42110	617	745		
7	650	1	27350	707	761	18.5	85
		2	32310	710	786		
		3	36220	717	712		
		4	41620	725	851		
		5	46180	724	878		

Remark: 1. The technical data is tested at 380V~/50Hz/3Ph.
2. Customized rated voltage and frequency are available.

备注：1、以上所有参数均由380V~/50Hz/3Ph进行测试。
2、可根据客户的额压电压和频率来订做合适的产品。

DKT30 Performance Curve DKT30性能曲线图

DKT30 性能曲线上的工作区域
Operation area in DKT 30 Performance Curve

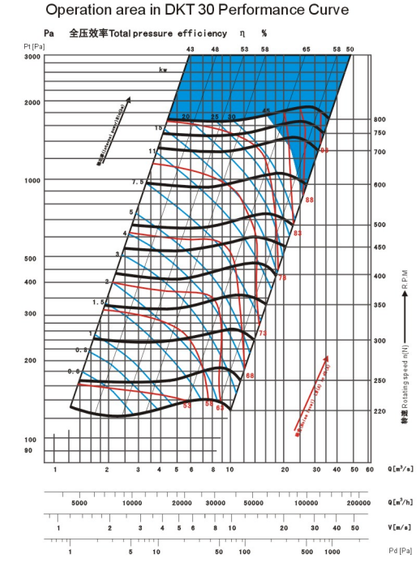

DKT30 风机性能图 DKT30 performance

转速序号 Rotating Speed No.	转速 Rotating Speed (R.P.M.)	设计序号 Design Speed No.	风量 Air Volume (m³/h)	静压 Static Pressure (Pa)	全压 Total Pressure (Pa)	功率 Power (kw)	噪音 Noise (dB)
1	380	1	20734	284	306	7.5	75
		2	28356	308	349		
		3	36591	294	363		
		4	41537	274	362		
		5	49740	210	337		
2	420	1	22917	347	374	11	77
		2	31341	376	426		
		3	40443	360	443		
		4	45910	334	443		
		5	54976	257	412		
3	450	1	24554	398	429	15	79
		2	33580	432	489		
		3	43332	413	509		
		4	49189	384	508		
		5	58903	295	473		
4	500	1	27282	492	530	18.5	81
		2	37311	533	604		
		3	48147	510	629		
		4	54654	474	627		
		5	65447	364	584		
5	535	1	29291	563	607	22	83
		2	39922	610	692		
		3	51517	584	720		
		4	58480	543	718		
		5	70029	417	669		
6	575	1	31374	651	701	30	85
		2	42908	705	800		
		3	55369	674	832		
		4	62853	627	830		
		5	75264	482	773		
7	600	1	32738	709	764	30	86
		2	44773	768	871		
		3	57776	734	906		
		4	65585	683	904		
		5	78537	524	841		

Remark: 1. The technical data is tested at 380V~/50Hz/3Ph.
2. Customized rated voltage and frequency are available.

备注：1、以上所有参数均由380V~/50Hz/3Ph进行测试。
2、可根据客户的额压电压和频率来订做合适的产品。

DKT Centrifugal Ventilator
DKT柜式离心风机

DKT (Double Speed) Electrical Rating DKT(双速)性能参数

型 号 Model No.	转速 Rotating Speed (R.P.M.)	设计序号 Design Speed No.	风量 Air Volume (m³/h)	静压 Static Pressure (Pa)	全压 Total Pressure (Pa)	噪音 Noise (dB)	功率 Power (kw)
DKT12	1450	1	5339	680	760	71	4.7/1.5
		2	6986	723	859	71	
		3	7650	740	930	71	
		4	8239	749	938	71	
	960	1	3535	298	333	60	
		2	4625	317	376	60	
		3	5026	324	394	61	
		4	5455	328	411	61	
	110	1	4174	393	441	63	2.5/0.9
		2	5005	409	479	63	
		3	5527	421	506	64	
		4	6118	430	534	65	
		5	6723	429	555	65	
		6	7339	414	564	66	
	730	1	2770	173	194	54	
		2	3322	180	211	54	
		3	3668	185	223	55	
		4	4060	189	235	56	
		5	4462	189	244	56	
		6	4870	182	248	57	
DKT15	1100	1	9703	713	826	69	6.5/3.2
		2	10521	720	853	69	
		3	11323	722	876	70	
		4	12938	704	905	71	
	820	1	7233	396	458	62	
		2	8441	401	486	63	
		3	9645	391	503	64	
		4	10851	357	498	65	
	850	1	4837	407	435	60	2.8/2.2
		2	5713	410	449	60	
		3	6770	419	474	62	
		4	7637	426	496	63	
		5	8479	431	517	64	
		6	9254	429	532	64	
	600	1	3414	203	217	52	
		2	4033	204	224	52	
		3	4779	209	236	54	
		4	5391	214	265	55	
		5	5985	212	247	55	
		6	6532	214	257	55	

Remark: 1. The technical data is tested at 380V~/50Hz/3Ph.
2. Customized rated voltage and frequency are available.

型 号 Model No.	转速 Rotating Speed (R.P.M.)	设计序号 Design Speed No.	风量 Air Volume (m³/h)	静压 Static Pressure (Pa)	全压 Total Pressure (Pa)	噪音 Noise (dB)	功率 Power (kw)
DKT18	1100	1	12294	883	949	71	13/6.5
		2	14348	894	983	71	
		3	16394	910	1027	72	
		4	18445	925	1072	73	
	820	1	9165	490	527	64	
		2	10696	496	546	64	
		3	12221	505	570	65	
		4	13750	513	595	66	
	800	1	8331	466	496	63	6.5/3.2
		2	10259	471	517	63	
		3	11926	481	543	64	
		4	13573	479	536	65	
		5	15216	489	589	66	
		6	17170	471	599	66	
	600	1	6248	262	279	56	
		2	7694	265	291	56	
		3	8945	270	305	57	
		4	10180	275	320	58	
		5	11412	275	331	58	
		6	12877	265	337	58	
DKT20	1000	1	16853	956	1037	67	13/6.5
		2	17538	962	1050	68	
		3	20104	981	1097	69	
		4	21638	986	1120	70	
	750	1	13145	541	590	63	
		2	15078	551	616	64	
		3	17229	553	638	65	
		4	19384	536	644	66	
	700	1	9019	452	475	58	6.5/3.2
		2	11028	463	497	59	
		3	13268	477	527	61	
		4	15718	482	553	62	
		5	18098	467	561	65	
		6	20767	410	534	66	
	520	1	6700	249	262	51	
		2	8192	255	274	52	
		3	9856	263	291	53	
		4	11676	266	305	54	
		5	13444	258	309	56	
		6	15427	226	294	58	

备注：1、以上所有参数均由380V~/50Hz/3Ph进行测试。
2、可根据客户的额压电压和频率来订做合适的产品。

DKT Centrifugal Ventilator
DKT柜式离心风机

DKT (Double Speed) Electrical Rating DKT(双速)性能参数

型 号 Model No.	转速 Rotating Speed (R.P.M.)	设计序号 Design Speed No.	风量 Air Volume (m³/h)	静压 Static Pressure (Pa)	全压 Total Pressure (Pa)	噪音 Noise (dB)	功率 Power (kw)
DKT22	700	1	12424	527	538	62	13/6.5
		2	16055	562	580	63	
		3	19080	611	537	64	
		4	21923	653	688	65	
		5	24142	671	712	65	
		6	26493	663	713	66	
	520	1	9229	291	297	55	17/8.5
		2	11927	310	320	55	
		3	14174	337	352	56	
		4	16211	360	378	57	
		5	17934	370	393	58	
		6	19681	366	393	59	
	900	1	21780	952	986	68	
		2	25418	1030	1077	69	
		3	27568	1071	1126	69	
		4	29044	1093	1154	69	
	670	1	16214	527	546	64	
		2	18922	570	596	64	
		3	21622	605	639	65	
		4	24327	614	657	65	
DKT25	650	1	16929	586	618	71	17/12
		2	21876	586	638	71	
		3	25999	599	664	72	
		4	29735	591	688	72	
		5	32896	586	705	73	
		6	36141	574	717	74	
	480	1	12501	320	337	64	
		2	16155	319	348	64	
		3	19199	321	362	65	
		4	21958	322	375	65	
		5	24292	320	384	66	
		6	26689	313	391	67	
	800	1	30320	892	993	77	21/11
		2	32646	895	1012	77	
		3	35386	896	1033	77	
		4	38728	895	1046	77	
	600	1	22740	501	558	70	
		2	26540	503	581	70	
		3	30324	500	600	71	
		4	32158	494	607	72	

Remark: 1. The technical data is tested at 380V~/50Hz/3Ph.
2. Customized rated voltage and frequency are available.

型 号 Model No.	转速 Rotating Speed (R.P.M.)	设计序号 Design Speed No.	风量 Air Volume (m³/h)	静压 Static Pressure (Pa)	全压 Total Pressure (Pa)	噪音 Noise (dB)	功率 Power (kw)
DKT27	700	1	34534	823	910	74	30/15
		2	40292	835	952	75	
		3	46039	842	996	76	
		4	51796	834	1028	76	
	520	1	25654	454	501	68	
		2	29931	460	525	68	
		3	34200	453	495	68	
		4	38477	460	567	69	
	650	1	22532	716	753	72	21/11
		2	27507	706	761	72	
		3	32465	710	787	73	
		4	37548	720	822	73	
		5	42498	726	857	74	
		6	49115	715	876	75	
	480	1	16639	390	410	65	
		2	20313	385	415	65	
		3	23974	387	429	65	
		4	27728	392	448	65	
		5	31383	396	467	65	
		6	36270	390	485	66	
DKT30	650	1	36731	1024	1093	74	30/15
		2	42868	1018	1112	74	
		3	48982	1013	1136	75	
		4	51658	1010	1148	75	
	480	1	27125	558	595	68	
		2	31656	554	606	68	
		3	36171	552	619	68	
		4	40697	548	633	69	
	600	1	26829	884	921	73	30/15
		2	33846	872	931	73	
		3	41393	865	953	74	
		4	48321	860	980	75	
		5	56066	850	1012	76	
		6	61610	838	1033	77	
	450	1	20122	497	517	65	
		2	25385	490	523	66	
		3	31044	486	536	67	
		4	36466	483	551	68	
		5	42049	478	568	69	
		6	46207	471	580	70	

备注：1、以上所有参数均由380V~/50Hz/3Ph进行测试。
2、可根据客户的额压电压和频率来订做合适的产品。

Roof Ventilator
屋顶风机

It is made of high-quality steel as well as being compact, durable and fire-retardant. The diagonal impeller helps generating big air volume, high static pressure and low level of noise to meet different requirements. The double-speed setting with adjustable rotate speed both meets special requests and minimizes energy consumption.

钢制屋顶风机采用优质钢结构，不仅外观大方、坚固耐用、结构合理而且防火性好；选用新型斜流叶轮、风量大、风压高、噪音低、可符合不同用户的多种要求。钢制双速屋顶风机可根据需要调节转速，既满足了特殊需要、又可节约能源。

Model Explanation 型号说明

GXF - W - S - 3.5 - 1450 - 2

- 第2设计序号 — Design serial No.: 2
- 电机转速 — Rotating speed of the motor
- 风叶直径(分米) — Diameter of impeller (dm)
- 双速型 — Double speed
- 单速型 — Single speed
- 钢制屋顶风机代号 — Code for steel casing roof ventilator

External Dimensions 外形尺寸图

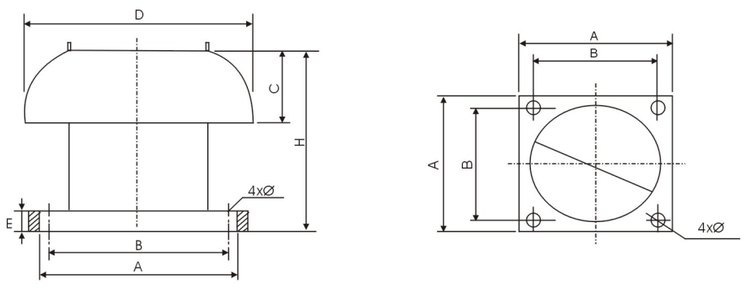

Units 单位:mm

型号 Model No.	风叶直径 Impeller Dimeter(mm)	A	B	C	D	E	H	4xΦ
2.5	250	390	325	140	450	60	520	4xΦ10.5
3	300	420	365	190	540	60	580	4xΦ10.5
3.5	350	500	435	220	630	60	610	4xΦ10.5
4	400	550	485	250	720	60	700	4xΦ10.5
4.5	450	650	575	280	800	60	780	4xΦ10.5
5	500	700	610	300	850	70	880	4xΦ10.5
5.5	550	750	660	300	930	70	880	4xΦ12.5
6	600	800	710	300	1000	70	900	4xΦ12.5
6.5	650	850	760	300	1100	70	1010	4xΦ12.5
7	700	950	865	350	1110	70	1080	4xΦ12.5
8	800	1050	965	350	1250	70	1080	4xΦ12.5

Roof Ventilator
屋顶风机

Electrical Ratings 技术参数

GXF-W (单速型) (Single Speed)

型 号 Model No.	转速 Rotating Speed (R.P.M.)	设计序号 Design Serial No.	风量 Air Volume (m³/h)	全压 Total Pressure (Pa)	功率 Power (kw)	噪音 Noise (dB)	净重 Net Weight (kg)
2.5	2900	1	2697	150	0.75	≦73	48
		2	2521	215			
		3	2298	239			
		4	2131	280			
3	2900	1	3186	216	1.1	≦74	56
		2	2978	308			
		3	2852	343			
		4	2619	403			
3.5	1450	1	3339	74	0.55	≦66	63
		2	3122	105			
		3	2846	117			
		4	2638	138			
4	1450	1	4985	97	1.1	≦67	82
		2	4660	137			
		3	4462	153			
		4	4097	180			
4.5	1450	1	7886	120	1.5	≦68	89
		2	7353	171			
		3	6707	190			
		4	6215	224			
5	1450	1	9737	278	2.2	≦69	109
		2	9102	397			
		3	8715	441			
		4	8003	519			
5.5	1450	1	11445	182	3	≦70	152
		2	10699	260			
		3	9753	289			
		4	9034	340			
6	960	1	12345	94	2.2	≦66	185
		2	11540	133			
		3	11050	148			
		4	10147	174			
6.5	960	1	18393	111	3	≦69	169
		2	11540	159			
		3	10520	176			
		4	9638	138			
7	960	1	22973	128	4	≦70	227
		2	21476	183			
		3	20526	204			
		4	18882	240			
8	960	1	20004	169	5.5	≦74	318
		2	18700	241			
		3	17046	268			
		4	15806	316			

Remark: 1.The technical data is tested at 380V~/50Hz/3Ph.
2. Customized rated voltage and frequency are available.

备注：1、以上所有参数均由380V~/50Hz/3Ph进行测试。
2、可根据客户的额压电压和频率来订做合适的产品。

GXF-WS (双速型) (Double Speed)

型 号 Model No.	转速 Rotating Speed (R.P.M.)	设计序号 Design Serial No.	风量 Air Volume (m³/h)	全压 Total Pressure (Pa)	功率 Power (kw)	噪音 Noise (dB)	净重 Net Weight (kg)
3	2900	1	3186	216	1.4	≦74	58
		2	2978	3.8			
		3	2852	343			
		4	2619	403			
	1450	1	1596	53	0.3	≦65	
		2	1489	76			
		3	1426	85			
		4	1309	101			
4	1450	1	4985	97	1.1	≦68	85
		2	4460	137			
		3	4462	153			
		4	4097	180			
	960	1	3300	42	0.32	≦62	
		2	3085	60			
		3	2954	67			
		4	2712	78			
5	1450	1	9739	278	2.2	≦70	110
		2	9102	397			
		3	8715	441			
		4	8003	519			
	960	1	6446	119	0.7	≦64	
		2	6026	171			
		3	5770	189			
		4	5298	223			
6	960	1	12345	94	2.2	≦68	186
		2	11540	133			
		3	11050	148			
		4	10147	174			
	720	1	9259	52	0.9	≦66	
		2	8655	76			
		3	8287	84			
		4	7610	99			
7	1450	1	22973	128	4	≦72	230
		2	21476	183			
		3	20562	204			
		4	18882	240			
	960	1	17230	72	3	≦68	
		2	16107	102			
		3	15422	114			
		4	14162	134			
8	960	1	23319	249	6.5	≦74	320
		2	21799	356			
		3	20872	396			
		4	19166	466			
	720	1	17489	136	3.2	≦71	
		2	16349	195			
		3	15654	217			
		4	14375	255			

TL Axial Fan
TL轴流风机

The TL axial fan is a new generation of its family manufactured with the updated technology and craftsmanship. It is commonly used in residential, industrial, agricultural application. The number of blade could be simply adjusted and that it being installed with the motor within 50 degree angels is allowed to meet the demand of a variety of applications.

TL轴流风机是我公司采用最新技术，全新潮的制造工艺开发的新一代轴流通风机。广泛应用于民用、工业、农业、交通等各行业的通风、换气场所。此系列轴流风机可方便地改变叶片的数量和50°以内的安装角度，其性能广泛，可满足客户的需要，具有良好的更换性及维修。整系列轴流通风机性能参数提供的数据，曲线图全部有可靠的测试依据，是客户受欢迎的系列产品。

Model Explanation 型号说明

TL-4.5(M)-6(4/8)-35-2

- 第2设计序号 Design serial No.2
- 叶片角度 Angle of the blade
- 电机极数 Number of poles of the motor
- 埋墙式（M），管道式（N），双端法兰不做标注 In wall type (M), Ducted type (N), Two side flange type w/o mark
- 风叶直径（分米） Diameter of impeller(dm)
- 铝合金压铸叶轮 Impeller of aluminum alloy
- 通用轴流式风机代号 Code for axial fan for general purpose

N Type External Dimensions N型外形尺寸图

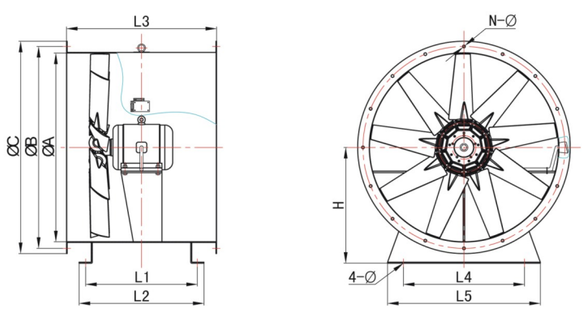

TL Axial Fan
TL轴流风机

N Type Dimensions Table N型尺寸图

Units 单位: mm

型 号 Model No.	A	B	C	L1	L2	L3	L4	L5	4-Ø	H	N-Ø
2.8	283	325	350	234	274	290	160	250	Ø8.5	200	6 - Ø6.6
3.15	318	360	390	234	274	290	190	280	Ø8.5	200	8 - Ø6.5
3.55	358	400	430	234	274	290	200	300	Ø8.5	240	8 - Ø6.5
4	404	450	485	234	274	290	220	340	Ø10.5	265	10 - Ø8.5
4.5	455	500	535	269	314	330	260	360	Ø10.5	290	10 - Ø8.5
5	505	550	585	284	329	360	300	400	Ø10.5	320	12 - Ø8.5
5.6	566	610	645	284	334	380	340	440	Ø10.5	360	12 - Ø8.5
6.3	637	685	725	344	394	420	380	500	Ø12.5	400	14 - Ø8.5
7.1	717	767	807	344	394	450	460	580	Ø12.5	440	16 - Ø10.5
8	808	858	898	424	474	550	540	660	Ø12.5	500	18 - Ø10.5
9	909	965	1010	524	574	650	620	750	Ø16.5	540	20 - Ø10.5
10	1010	1065	1110	582	642	700	620	750	Ø16.5	590	22 - Ø10.5
11.2	1132	1190	1240	582	642	690	780	900	Ø16.5	650	24 - Ø10.5

M Type External Dimensions M型外形尺寸图

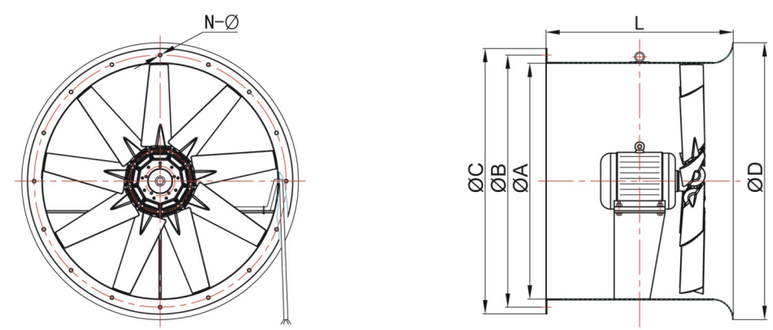

M Type Dimensions Table M型尺寸图

Units 单位: mm

型 号 Model No.	A	B	C	D	L	N-Ø
2.8	283	325	350	355	310	6 - Ø6.6
3.15	318	360	390	399	310	8 - Ø6.5
3.55	358	400	430	448	320	8 - Ø6.5
4	404	450	485	506	320	10 - Ø8.5
4.5	455	500	535	569	380	10 - Ø8.5
5	505	550	585	633	420	12 - Ø8.5
5.6	566	610	645	709	450	12 - Ø8.5
6.3	637	685	725	797	500	14 - Ø8.5
7.1	717	767	807	898	540	16 - Ø10.5

TL Axial Fan
TL轴流风机

Electrical Ratings 技术参数

型 号 Model No.	转速 Rotating Speed (R.P.M.)	设计序号 Design Serial No.	风量 Air Volume (m^3/h)	全压 Total Pressure (Pa)	噪音 Noise (dB)	功率 Power (kw)	净重 Net Weight (kg)
TL-2.8-4-A	1450	1	1060	76.3	56	0.06	12
		2	1390	61	55		
		3	1550	46.6	53		
TL-2.8-4-B		1	767	65	54	0.06	12
		2	1100	52.9	52		
		3	1370	37	51		
TL-3.15-4-A	1450	1	1500	86.2	59	0.06	13
		2	1930	71.7	57		
		3	2220	50.1	56		
TL-3.15-4-B		1	1040	70.1	56	0.06	13
		2	1560	57.5	55		
		3	1960	40.1	55		
TL-3.55-4-A	1450	1	1800	103	62	0.12	15
		2	2510	84.8	60		
		3	3030	54.1	58		
TL-3.55-4-B		1	1310	78.5	59	0.06	14
		2	2120	62.7	57		
		3	2570	47.2	57		
TL-4-4-A	1450	1	2320	127	65	0.18	20
		2	3440	101	63		
		3	4000	72.9	61		
TL-4-4-B		1	1960	73.9	59	0.09	19
		2	2620	63.5	58		
		3	3330	47.4	58		
TL-4.5-4-25		1	2790	128	65	0.25	28
		2	3730	101	63		
		3	4100	81.4	62		
TL-4.5-4-30	1450	1	3200	145	67	0.37	28
		2	4630	115	66		
		3	4990	96.9	65		
TL-4.5-4-35		1	3790	158	68	0.37	28
		2	4750	146	68		
		3	5680	111	68		
TL-4.5-4-40		1	4340	170	69	0.55	33
		2	5670	150	69		
		3	6580	118	68		
TL-4.5-4-45		1	5390	174	67	0.55	33
		2	6120	160	69		
		3	6920	136	69		

型 号 Model No.	转速 Rotating Speed (R.P.M.)	设计序号 Design Serial No.	风量 Air Volume (m^3/h)	全压 Total Pressure (Pa)	噪音 Noise (dB)	功率 Power (kw)	净重 Net Weight (kg)
TL-5-4-25	1450	1	3320	154	68	0.37	27
		2	5050	122	66		
		3	5760	90.2	65		
TL-5-4-30		1	4350	170	70	0.55	31
		2	5710	156	70		
		3	6940	107	69		
TL-5-4-35		1	5120	186	71	0.55	31
		2	6850	165	70		
		3	7950	128	69		
TL-5-4-40		1	5930	198	72	0.75	31
		2	7610	182	71		
		3	9110	141	70		
TL-5-4-45		1	6810	210	72	1.1	38
		2	8770	184	72		
		3	9210	170	72		
TL-5-6-30	960	1	2820	72.9	60	0.18	27
		2	3700	67.4	60		
		3	4440	49.1	59		
TL-5-6-35		1	3500	80.2	62	0.18	27
		2	4230	74.8	61		
		3	5020	59.2	60		
TL-5-6-40		1	3880	85.2	63	0.25	27
		2	4840	80	62		
		3	5810	63.5	62		
TL-5-6-45		1	4550	90.2	64	0.25	27
		2	5530	81.8	63		
		3	5970	74	63		
TL-5.6-4-25	1450	1	4620	195	71	0.55	39
		2	6100	167	70		
		3	7770	106	68		
TL-5.6-4-30		1	5230	218	73	0.75	39
		2	7370	188	72		
		3	8770	146	71		
TL-5.6-4-35		1	7350	231	74	1.1	46
		2	9370	201	73		
		3	10700	166	73		
TL-5.6-4-40		1	8270	248	76	1.1	46
		2	10600	219	75		
		3	12000	183	74		

TL Axial Fan
TL轴流风机

Electrical Ratings 技术参数

型 号 Model No.	转速 Rotating Speed (R.P.M.)	设计序号 Design Serial No.	风量 Air Volume (m^3/h)	全压 Total Pressure (Pa)	噪音 Noise (dB)	功率 Power (kw)	净重 Net Weight (kg)
TL-5.6-4-45	1450	1	9430	254	76	1.5	47
		2	12000	226	75		
		3	13100	100	75		
TL-5.6-6-25	1450	1	3200	84.6	62	0.18	35
		2	4420	65.5	60		
		3	5030	50.4	59		
TL-5.6-6-30		1	3710	94	64	0.18	35
		2	5600	68.6	62		
		3	6040	58.9	62		
TL-5.6-6-35		1	4740	102	65	0.25	35
		2	6310	86.3	64		
		3	7230	68	64		
TL-5.6-6-40		1	5770	108	67	0.37	39
		2	7050	95	66		
		3	8020	79.5	65		
TL-5.6-6-45		1	6240	111	67	0.37	39
		2	8000	98.2	66		
		3	8840	85.4	66		
TL-6.3-4-25	1450	1	4930	234	75	0.75	49
		2	8770	169	71		
		3	10300	127	71		
TL-6.3-4-30		1	8340	242	75	1.1	56
		2	11000	204	74		
		3	13000	154	73		
TL-6.3-4-35		1	9500	264	77	1.5	57
		2	13200	231	76		
		3	15600	179	76		
TL-6.3-4-40		1	11800	285	78	1.5	57
		2	14500	258	77		
		3	17700	203	77		
TL-6.3-4-45		1	13400	288	79	2.2	69
		2	16200	270	78		
		3	19200	221	78		
TL-6.3-6-25	960	1	3170	101	66	0.18	45
		2	5720	72.7	62		
		3	6770	54.4	62		
TL-6.3-6-30		1	4500	105	67	0.37	49
		2	6640	95.5	65		
		3	8560	65.4	64		

型 号 Model No.	转速 Rotating Speed (R.P.M.)	设计序号 Design Serial No.	风量 Air Volume (m^3/h)	全压 Total Pressure (Pa)	噪音 Noise (dB)	功率 Power (kw)	净重 Net Weight (kg)
TL-6.3-6-35	960	1	5720	113	68	0.37	49
		2	8400	102	67		
		3	10000	80.6	66		
TL-6.3-6-40		1	7700	122	69	.55	49
		2	9470	111	68		
		3	11000	95.4	68		
TL-6.3-6-45		1	9020	124	69	0.55	49
		2	10500	117	69		
		3	12100	99.8	69		
TL-7.1-4-25	1450	1	8900	347	80	1.5	64
		2	12700	261	78		
		3	13900	213	77		
TL-7.1-4-30		1	12000	372	82	2.2	76
		2	16200	290	80		
		3	18400	209	78		
TL-7.1-4-35		1	14300	407	84	3	80
		2	19600	330	82		
		3	22000	258	80		
TL-7.1-4-40		1	16700	437	85	4	85
		2	22500	371	83		
		3	26000	292	83		
TL-7.1-4-45		1	19800	446	86	4	85
		2	22500	397	85		
		3	26000	392	85		
TL-7.1-6-25		1	6530	145	70	0.55	56
		2	8090	120	68		
		3	8870	102	67		
TL-7.1-6-30	960	1	8300	161	71	0.75	60
		2	10000	140	70		
		3	11500	109	69		
TL-7.1-6-35		1	10400	173	73	1.1	61
		2	12700	150	72		
		3	14200	121	71		
TL-7.1-6-40		1	11800	189	74	1.1	61
		2	14400	168	74		
		3	16400	144	73		
TL-7.1-6-45		1	12400	198	76	1.5	49
		2	16400	177	75		
		3	18600	159	74		

TL Axial Fan
TL轴流风机

Electrical Ratings 技术参数

型 号 Model No.	转速 Rotating Speed (R.P.M.)	设计序号 Design Serial No.	风量 Air Volume (m^3/h)	全压 Total Pressure (Pa)	噪音 Noise (dB)	功率 Power (kw)	净重 Net Weight (kg)
TL-8-4-25	1450	1	12700	381	82	2.2	93
		2	16700	306	80		
		3	20000	190	78		
TL-8-4-30		1	15000	434	85	3	97
		2	21800	339	82		
		3	25900	207	80		
TL-8-4-35		1	18900	437	87	4	102
		2	27200	381	84		
		3	32500	230	82		
TL-8-4-40		1	22300	510	88	5.5	127
		2	31400	427	86		
		3	37600	287	84		
TL-8-4-45		1	27000	537	88	7.5	140
		2	35300	475	87		
		3	42200	367	87		
TL-8-6-25	960	1	8640	162	72	0.75	77
		2	11500	123	70		
		3	13200	80.8	68		
TL-8-6-30		1	10400	183	74	1.1	78
		2	14200	148	72		
		3	16900	91.4	70		
TL-8-6-35		1	12500	203	76	1.5	92
		2	18400	155	74		
		3	20500	116	72		
TL-8-6-40		1	14900	220	77	1.5	92
		2	20500	184	76		
		3	24300	129	74		
TL-8-6-45		1	17400	229	78	2.2	104
		2	23800	200	77		
		3	26300	173	77		
TL-9-4-25	1450	1	17000	366	82	3	118
		2	20000	299	81		
		3	22800	213	81		
TL-9-4-30		1	23000	441	85	4	148
		2	26200	372	84		
		3	31200	239	82		
TL-9-4-35		1	26000	496	87	5.5	148
		2	33500	428	86		
		3	37800	327	85		

型 号 Model No.	转速 Rotating Speed (R.P.M.)	设计序号 Design Serial No.	风量 Air Volume (m^3/h)	全压 Total Pressure (Pa)	噪音 Noise (dB)	功率 Power (kw)	净重 Net Weight (kg)
TL-9-4-40	1450	1	34200	550	89	2.2	93
		2	38800	490	88		
		3	43500	413	87		
TL-9-4-45		1	38000	602	91	3	97
		2	46200	532	90		
		3	53400	420	89		
TL-9-6-25	960	1	10000	176	73	4	102
		2	13600	123	71		
		3	15500	83.1	70		
TL-9-6-30		1	15000	194	75	5.5	127
		2	18000	153	74		
		3	19600	125	73		
TL-9-6-35		1	18100	218	78	7.5	140
		2	21900	191	76		
		3	25100	142	75		
TL-9-6-40		1	21200	248	80	0.75	77
		2	26200	209	77		
		3	29600	171	77		
TL-9-6-45		1	25000	264	81	1.1	78
		2	30000	238	80		
		3	33700	206	79		
TL-9-6-50	1450	1	28700	274	82	1.5	92
		2	35000	252	81		
		3	37800	231	80		
TL-10-4-25		1	13800	486	86	1.5	92
		2	21600	341	83		
		3	23900	297	82		
TL-10-4-30		1	21100	509	87	2.2	104
		2	27700	453	86		
		3	33900	336	85		
TL-10-4-35		1	31500	531	88	3	118
		2	38100	476	88		
		3	43400	389	87		
TL-10-4-40		1	36300	584	91	4	148
		2	47000	538	90		
		3	53700	461	89		
TL-10-4-45		1	47000	653	92	5.5	148
		2	58500	595	92		
		3	69100	458	90		

TL Axial Fan
TL轴流风机

Electrical Ratings 技术参数

型 号 Model No.	转速 Rotating Speed (R.P.M.)	设计序号 Design Serial No.	风量 Air Volume (m^3/h)	全压 Total Pressure (Pa)	噪音 Noise (dB)	功率 Power (kw)	净重 Net Weight (kg)
TL-10-4-50	1450	1	51900	668	94	18.5	301
		2	60000	681	94		
		3	70500	614	93		
TL-10-6-25	960	1	9100	208	76	1.1	156
		2	13700	152	73		
		3	16600	111	71		
TL-10-6-30		1	12700	229	78	1.5	161
		2	18100	195	76		
		3	24400	110	75		
TL-10-6-35		1	19400	227	78	2.2	173
		2	25100	203	77		
		3	30700	132	76		
TL-10-6-40		1	22300	249	81	3	191
		2	32400	222	80		
		3	37300	173	78		
TL-10-6-45		1	30900	280	82	4	201
		2	38700	254	81		
		3	41900	232	81		
TL-10-6-50		1	33800	286	84	5.5	212
		2	40600	288	83		
		3	46600	261	83		
TL-11.2-6-25	1450	1	11400	279	80	2.2	201
		2	16300	211	77		
		3	20000	162	76		
TL-11.2-6-30		1	21500	292	82	4	229
		2	26400	239	80		
		3	31400	173	79		
TL-11.2-6-35		1	26200	332	84	5.5	240
		2	34100	288	83		
		3	41600	189	81		
TL-11.2-6-40		1	31700	358	86	7.5	277
		2	45300	296	84		
		3	53400	219	84		
TL-11.2-6-45		1	40000	365	87	7.5	277
		2	53200	332	86		
		3	61800	256	85		
TL-11.2-6-50		1	43400	375	89	11	275
		2	59200	360	88		
		3	70400	324	87		

型 号 Model No.	转速 Rotating Speed (R.P.M.)	设计序号 Design Serial No.	风量 Air Volume (m^3/h)	全压 Total Pressure (Pa)	噪音 Noise (dB)	功率 Power (kw)	净重 Net Weight (kg)
TL-12.5-8-40	720	1	37800	193	80	4	317
		2	51300	129	77		
TL-12.5-8-45		1	45100	212	81	5.5	324
		2	58800	154	79		
TL-12.5-8-50		1	50600	226	82	5.5	324
		2	65800	181	80		
TL-12.5-6-40	960	1	41300	346	86	7.5	347
		2	69000	204	83		
TL-12.5-6-45		1	52800	375	87	11	368
		2	81100	241	85		
TL-12.5-6-50		1	62000	393	88	15	402
		2	91800	282	87		

Remark: 1.The technical data is tested at 380V~/50Hz/3Ph.
2. Customized rated voltage and frequency are available.

备注：1、以上所有参数均由380V~/50Hz/3Ph进行测试。
2、可根据客户的额压电压和频率来订做合适的产品。

TL Axial Fan
TL轴流风机

Performance Curve 性能曲线图

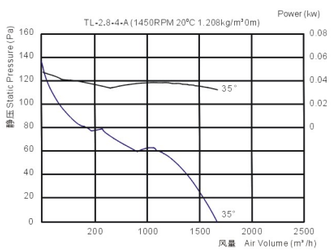

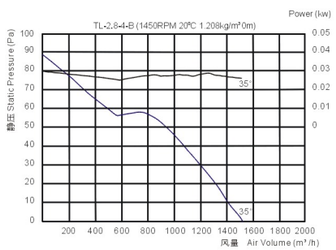

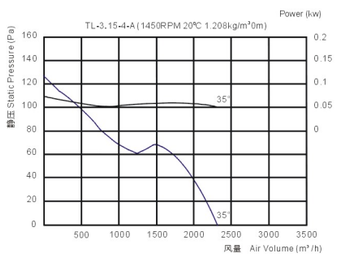

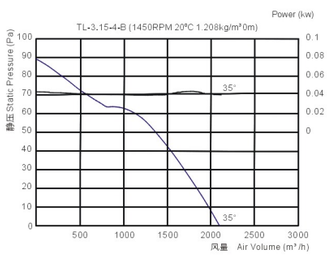

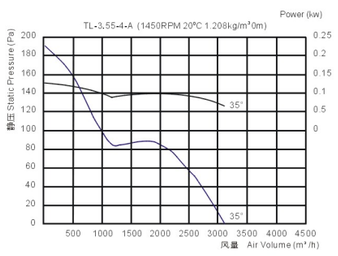

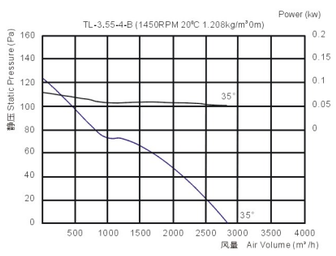

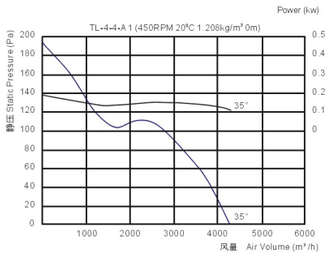

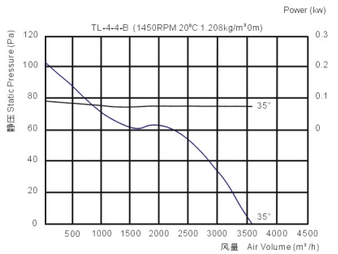

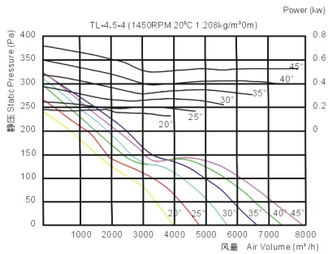

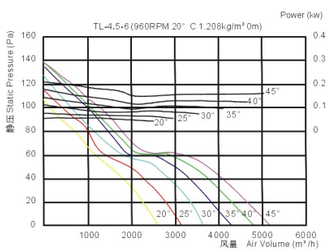

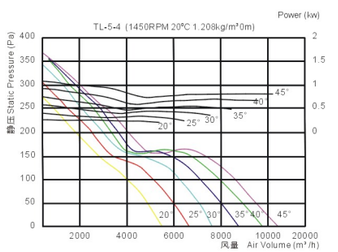

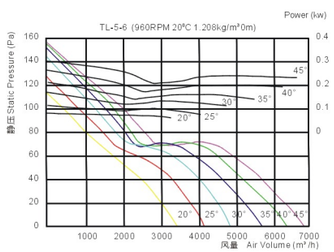

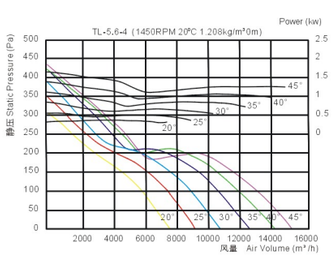

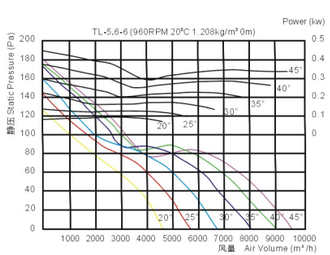

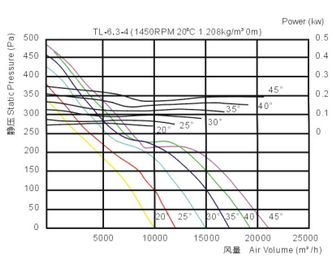

TL Axial Fan
TL轴流风机

Performance Curve 性能曲线图

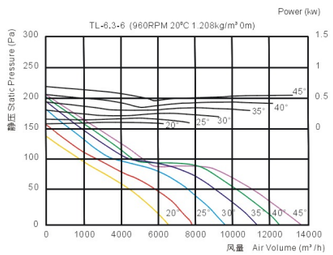

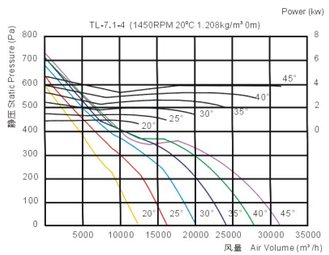

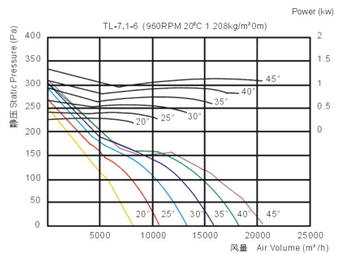

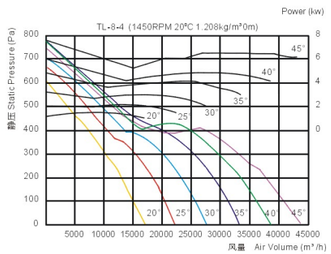

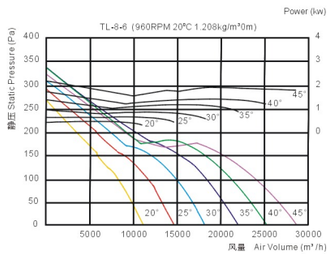

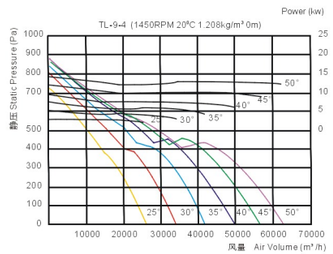

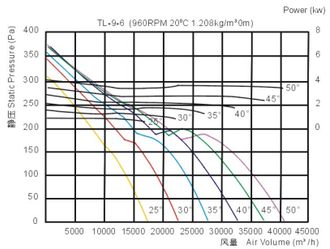

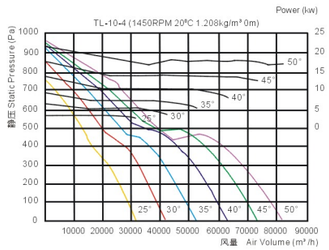

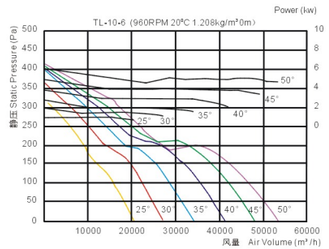

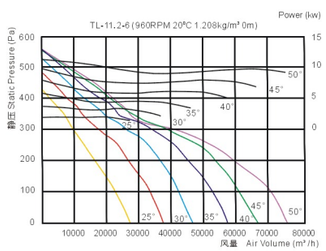

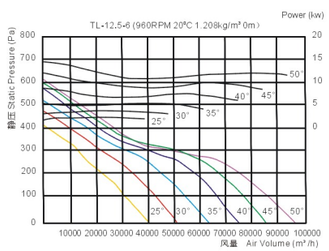

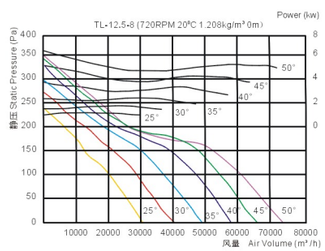

CDZ Low Noise Axial Fan
CDZ低噪音轴流风机



The CDZ Low Noise Axial Fan is designed by the ideas of lower noise structure. It is fit with wide-chord twisted blades, thus ensuring big airflow & high air pressure in lower rotation speed & lower noise level. It is characterized by high efficiency, low noise, low power consumption, stable performance. And it's ideal for ventilation purpose in factory workshops, commercial buildings and etc.

CDZ系列低噪音轴流风机是采用从声源入手，通过低转速、高压力系数的设计方法，研制成宽叶片、大弦长、空间扭曲、倾斜式叶形，使其在低转速驱动的前提下，达到所需风量、风压的目的。该风机效率高、噪声低、耗电省、运转平稳，可广泛用于工矿企业、民用建筑上作送风、作气之用。

Model Explanation 型号说明

CDZ - 3.15 - 2900 - 3

- 第 3 设计序号 — Design serial No.: 3
- 电机转速 — Rotating speed of the motor
- 风叶直径(分米) — Diameter of impeller(dm)
- 低噪音轴流风机代号 — Code for low noise axial fan

External Dimensions 外形尺寸图

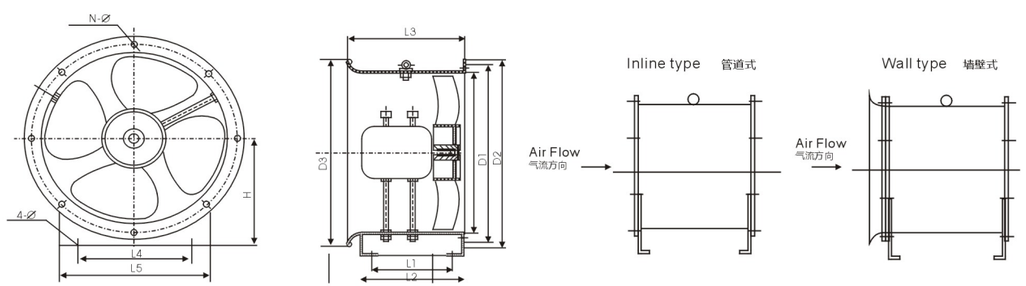

Dimension Table 尺寸表

Units 单位: mm

型号 Model No	L1	L2	L3	L4	L5	4-O	D1	D2	D3	N-Ø	H
2.8	224	260	200	160	220	ø10.5	325	355	355	6-ø10	200
3.15	234	280	340	190	250	ø10.5	360	390	399	8-ø10	220
3.55	274	320	380	220	280	ø12.5	400	430	448	8-ø10	240
4	354	400	460	240	320	ø12.5	450	485	506	8-ø12	265
4.5	404	450	510	280	360	ø12.5	500	535	569	8-ø12	290
5	284	334	410	300	400	ø14.5	550	585	633	12-ø12	319
5.6	354	404	480	350	450	ø14.5	610	645	709	12-ø12	360
6.3	424	474	550	400	500	ø16.5	685	725	797	12-ø12	390

CDZ Low Noise Axial Fan
CDZ低噪音轴流风机

Electrical Ratings 技术参数

型 号 Model No.	转速 Rotating Speed (R.P.M.)	设计序号 Design Serial No.	风量 Air Volume (m^3/h)	全压 Total Pressure (Pa)	功率 Power (kw)	噪音 Noise (dB)	净重 Net Weight (kg)
2.8	2900	1	2745	242	0.25	78	19
		2	2597	254			
		3	2439	260			
		4	2314	267			
		5	2136	271			
2.8	1450	1	1372	60	0.06	62	18
		2	1298	63			
		3	1219	65			
		4	1157	66			
		5	1068	67			
3.15	2900	1	3908	307	0.55	79	29
		2	3697	322			
		3	3473	330			
		4	3295	338			
		5	3041	343			
3.15	1450	1	1954	76	0.06	63	22
		2	1848	80			
		3	1736	82			
		4	1647	84			
		5	1520	85			
3.55	2900	1	5595	390	1.1	80	36
		2	5293	490			
		3	4972	419			
		4	4716	430			
		5	4353	436			
3.55	1450	1	2797	97	0.12	64	29
		2	2646	102			
		3	2486	104			
		4	2358	107			
		5	2176	109			
4	2900	1	8003	495	2.2	81	50
		2	7571	519			
		3	7113	532			
		4	6747	546			
		5	6228	554			
4	1450	1	4001	123	0.25	66	37
		2	3785	129			
		3	3556	133			
		4	3373	136			
		5	3114	138			
4.5	1450	1	5698	156	0.37	73	42
		2	5390	164			
		3	5064	168			
		4	4803	172			
		5	4433	175			
5	1450	1	7816	193	0.75	75	54
		2	7394	202			
		3	6946	208			
		4	6589	213			
		5	6082	216			
5.6	1450	1	10981	242	1.1	78	72
		2	10388	254			
		3	9759	260			
		4	9257	267			
		5	8544	271			
6.3	1450	1	15858	316	2.2	81.5	91
		2	15002	331			
		3	14094	339			
		4	13369	348			
		5	12340	353			

Remark: 1.The technical data is tested at 380V~/50Hz/3Ph.
2. Customized rated voltage and frequency are available.

备注：1、以上所有参数均由380V~/50Hz/3Ph进行测试。
2、可根据客户的额压电压和频率来订做合适的产品。